

Further investigation revealed that the infant did not have the disease; the aroma was due to the presence of sotolone in the fenugreek seeds used to prepare the tea.

1. Sewell AC, *et al.* False diagnosis of maple syrup urine disease owing to ingestion of herbal tea. *N Engl J Med* 1999; **341**: 769.

Preparations

Proprietary Preparations (details are given in Part 3)

Fr.: Fenugrene; Sthenorex†.

Multi-ingredient: **Austral.:** Bilberry Plus; Garlic and Horseradish + C Complex; Panax Complex†; **Fr.:** Phytheol; **India:** Happy'tizer; **Indon.:** Provigor; **Malaysia:** Horseradish Plus†.

Ferric Chloride

Chlorid železitý hexahydrát; Chlorure Ferrique; Ferr: Perchlor; Ferri chloridum hexahydricum; Férico, cloruro; Ferrikloridhexahydrat; Ferrikloridheksahydraatti; Ferriqne (chlorure) hexahydraté; Ferrum Sesquichloratum; Geležies(III) chloridas heksahidratas; Iron Perchloride; Iron Sesquichloride; Iron Trichloride; Vas(III)-klorid-hexahidráť; Żelaza(III) chlorek.

$\text{FeCl}_3 \cdot 6\text{H}_2\text{O} = 270.3$.

CAS — 7705-08-0 (anhydrous ferric chloride); 10025-77-1 (ferric chloride hexahydrate).

Pharmacopoeias. In *Eur.* (see p.vii).

Ph. Eur. 6.2 (Ferric Chloride Hexahydrate). A very hygroscopic, crystalline mass or orange-yellow to brownish-yellow crystals. Very soluble in water and in alcohol; freely soluble in glycerol. Store in airtight containers. Protect from light.

Profile

Ferric chloride has the general properties of iron salts (p.1949) but is exceptionally astringent. It has been used mainly by local application for its styptic and astringent properties. Local application of ferric chloride or other iron salts may cause permanent discoloration of the skin.

Preparations

Proprietary Preparations (details are given in Part 3)

Ital.: Cotone Emostatico; **Rus.:** Hemofer (Гемофер); **S.Afr.:** Staaldruppels.

Multi-ingredient: **Belg.:** Ouate Hemostatique; **UK:** Glykola.

Fibronectins

Fibronectina.

Фибронектины

Profile

Fibronectins are high molecular weight endogenous adhesive glycoproteins found in plasma and in the extracellular matrix. Plasma fibronectin was originally known as cold-insoluble globulin. Fibronectins are principally involved in cellular attachment and migration in normal physiological processes as well as in various malignant diseases. They have an important role in the function of the extracellular matrix, and in morphogenesis and tissue remodelling. They also play a part in aggregation of platelets, and are used in combinations with other blood products in wound-sealant preparations. Manipulation of the activity of fibronectins (for example with fibronectin inhibitors or fibronectin fragments) is being investigated in the treatment of connective tissue diseases, malignancies, and wound healing. Fibronectin itself has potential use as a research tool for the study of cell adhesion and migration processes.

References.

1. Kaspar M, *et al.* Fibronectin as target for tumor therapy. *Int J Cancer* 2006; **118**: 1331–9.

Preparations

Proprietary Preparations (details are given in Part 3)

Multi-ingredient: **Arg.:** Tissucol Duo Quick†; **Austral.:** Tisseel Duo; **Austria:** Tissucol; Tissucol Duo Quick; **Belg.:** Tissucol Duo; **Canad.:** Tisseel; **Cz.:** Tissucol; **Denm.:** Tisseel Duo Quick; **Fin.:** Tisseel Duo Quick; **Fr.:** Tissucol; **Ger.:** Quixal; Tissucol Duo S; Tissucol-Kit; **Hong Kong:** Tisseel; **Hung.:** Tissucol-Kit; **Israel:** Tisseel; **Ital.:** Quixal; **Mex.:** Tissucol†; **Neth.:** Quixal; Tissucol; Tissucol Duo; **Spain:** Tissucol Duo; **Swed.:** Tisseel Duo Quick; **Switz.:** Tissucol; Tissucol Duo S; **UK:** Tisseel.

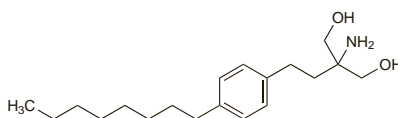
Fingolimod (rINN)

Fingolimodum; FTY-720 (fingolimod hydrochloride). 2-Amino-2-[2-(4-octylphenyl)ethyl]propane-1,3-diol.

Финголимода

$\text{C}_{19}\text{H}_{33}\text{NO}_2 = 307.5$.

CAS — 162359-55-9 (fingolimod); 162359-56-0 (fingolimod hydrochloride).



NOTE. Fingolimod hydrochloride is *USAN*.

Profile

Fingolimod is an immunomodulator under investigation for multiple sclerosis and prophylaxis of acute rejection in kidney transplantation. Fingolimod is a prodrug, which after phosphorylation, acts as a sphingosine-1-phosphate receptor agonist that binds to the surface of lymphocytes and redirects them from the bloodstream and graft sites to the lymph nodes.

References.

1. Kappos L, *et al.* Oral fingolimod (FTY720) for relapsing multiple sclerosis. *N Engl J Med* 2006; **355**: 1124–40.

Flavonoid Compounds

Bioflavonoids; Flavonoides; Vitamin P Substances.

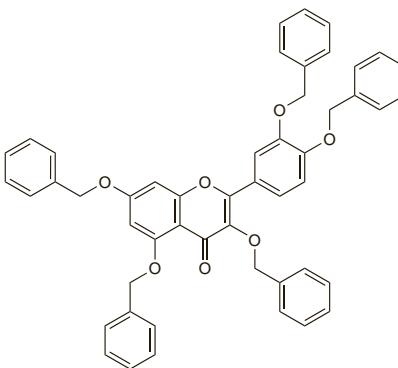
Benzquercin (rINN)

Benzquercina; Benzquercine; Benzquercinum. 3,3',4',5,7-Pentakis(benzyloxy)flavone.

Бензкверцин

$\text{C}_{50}\text{H}_{40}\text{O}_7 = 752.8$.

CAS — 13157-90-9.



Diosmin (BAN, rINN)

Barosmin; Buchu Resin; Diosmetin 7-Rutinoside; Diosmiini; Diosmina; Diosminas; Diosmine; Diosminum; Diozmin. 3',5,7-Trihydroxy-4'-methoxyflavone 7-[6-O-(6-deoxy-α-L-mannopyranosyl)-β-D-glucopyranoside].

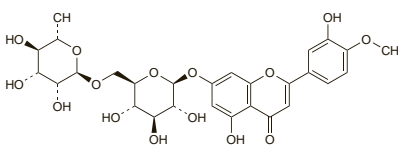
Диосмин

$\text{C}_{28}\text{H}_{32}\text{O}_{15} = 608.5$.

CAS — 520-27-4.

ATC — C05CA03.

ATC Vet — QC05CA03.



Pharmacopoeias. In *Eur.* (see p.vii).

Ph. Eur. 6.2 (Diosmin). A greyish-yellow or light yellow hygroscopic powder. Practically insoluble in water and in alcohol; soluble in dimethyl sulfoxide. It dissolves in dilute solutions of alkali hydroxides. Store in airtight containers.

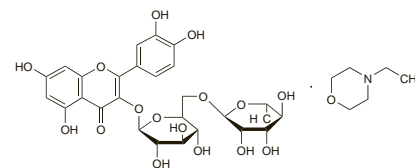
Ethoxazoruside (rINN)

Aethoxazorusin; Aethoxazorusoside; Ethoxazorusin; Éthoxazorusoside; Ethoxazorusosidum; Etoaxazorusósido; Oxazorusinum. 2-Morpholinoethylrutin.

Этоказорозусид

$\text{C}_{33}\text{H}_{41}\text{NO}_{17} = 723.7$.

CAS — 30851-76-4.



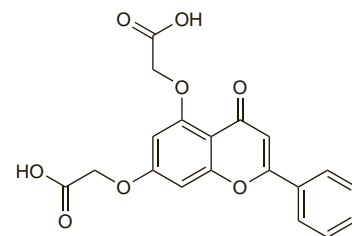
Flavodate Sodium (rINN)

Flavodate de Sodium; Flavodate Disodium; Flavodato sódico; Natrii Flavodas. Disodium (4-oxo-2-phenyl-4H-chromene-5,7-diylidioxy)diacetate.

Натрий Флаводовая

$\text{C}_{19}\text{H}_{12}\text{Na}_2\text{O}_8 = 414.3$.

CAS — 37470-13-6 (flavodic acid); 13358-62-8 (flavodate disodium).



(flavodic acid)

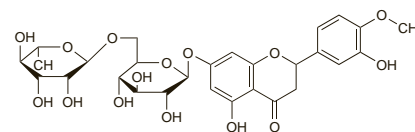
Hesperidin

Hesperidiini; Hesperidina; Hesperidinum; Hesperydina. 5-Hydroxy-2-(3-hydroxy-4-methoxyphenyl)-4-oxo-4H-chromen-7-yl rutinoside.

Гесперидин

$\text{C}_{28}\text{H}_{34}\text{O}_{15} = 610.6$.

CAS — 520-26-3 (hesperidin); 24292-52-2 (hesperidin methyl chalcone).



Description. Hesperidin is a flavonoid isolated from the rind of certain citrus fruits.

Leucocianidol (rINN)

Leucocianidolum; Leucocyanidin; Leucocyanidol. 2-(3,4-Dihydroxyphenyl)chroman-3,4,5,7-tetrol.

Лейкоцианидол

$\text{C}_{15}\text{H}_{14}\text{O}_7 = 306.3$.

CAS — 480-17-1.

