

Slightly different schedules may apply to liposomal products but may vary between preparations.

**Amyloidosis.** For mention of the use of doxorubicin in patients with amyloidosis (and of the increased risk this may carry in cardiac amyloidosis) see p.743.

**Malignant neoplasms.** Doxorubicin plays a major role in combination regimens for chemotherapy of solid malignancies; it is often employed for tumours of the breast and lung (see p.661 and p.668) and for Wilms' tumour and neuroblastoma or retinoblastoma in children (see p.667, p.674, and p.675) and has been used for malignancies of the bladder (p.659); for various gynaecological cancers including those of the endometrium, and ovary (see p.663, and p.670); for cancer of the liver, stomach, and pancreas (p.667, p.664, p.671); and for neoplasms of prostate, and thymus (p.671 and p.674). It is also used in the treatment of sarcomas of bone and soft-tissue (see p.675 and p.676) and liposomal doxorubicin is used in patients with Kaposi's sarcoma (see p.675).

In addition, doxorubicin is a component of the ABVD regimen used to treat Hodgkin's disease (see p.655) and is part of the CHOP regimen used for non-Hodgkin's lymphoma (p.656). Doxorubicin is also used in Burkitt's lymphoma (p.657), mycosis fungoides (p.657), and the lymphomas associated with AIDS (see p.657). It has been employed in acute lymphoblastic leukaemia (p.651), in chronic lymphocytic leukaemia as part of the CHOP regimen (though with uncertain benefit—see p.653), and in multiple myeloma (p.658).

## Preparations

**BP 2008:** Doxorubicin Injection;

**USP 31:** Doxorubicin Hydrochloride for Injection; Doxorubicin Hydrochloride Injection.

**Proprietary Preparations** (details are given in Part 3)

**Arg.:** Adriblastina; Caelyx†; Colhidrol; Dicladox; Doxocris; Doxokebir; Doxoreg; Doxorbin†; Doxite; Flavicina†; Nagun; Onkostatil; Ranxas†; Roxorin; Vanidoxo; **Austral.:** Caelyx; **Austria:** Adriblastin; Caelyx; DOXO-Cell; Doxolem; Doxorubin; Myocet; **Belg.:** Adriblastina; Caelyx; Doxorubin; Myocet; **Braz.:** Adriblastina; Biorrub; Caelyx; Doxofil†; Doxolem; Neoxane†; Rubex; Rubidox; **Canada.:** Caelyx; Myocet; **Chile:** Adriblastina; Caelyx; Daxotel; **Cz.:** Adriblastina; Caelyx; Doxolem; Myocet; Rastocin†; **Denm.:** Caelyx; **Fin.:** Caelyx; **Fr.:** Adriblastine; Caelyx; Myocet; **Ger.:** Adriblastin; Adrimedac; Caelyx; DOXO-Cell; Myocet; Onkodox; Ribodoxo-L; **Gr.:** Adriblastina; Caelyx; Doxorubin; Doxotil; Myocet; Rubidox; **Hong Kong:** Caelyx; **Hung.:** Adriblastina; Caelyx; Myocet; Pallagicin†; **India:** Adrim†; Cadria; Duxocin; Oncodox; **Indon.:** Caelyx; Pallagicin; Rubidox; **Irl.:** Caelyx; Myocet; **Israel:** Adriblastina; Caelyx†; Doxil; **Ital.:** Adriblastina; Caelyx; Myocet; **Jpn.:** Adriaci; **Malaysia:** Caelyx; Doxorubin; **Mex.:** Adriblastina; Caelyx; Doxolem; Doxotec; Ifadox; Oxocina†; **Neth.:** Adriblastina; Caelyx; Doxorubin; Myocet; **Norw.:** Caelyx; **NZ:** Caelyx; Doxorubin; **Philipp.:** Adriblastina; Adrim; Axbin; Caelyx; Rubidox; **Pol.:** Adriblastina; Adrimedac; Biourbina; Caelyx; Rastocin; **Port.:** Adriblastina†; DOXO-cell; Fauldodox; Myocet; **Rus.:** Caelyx (Келикс); Doxolem (Доксолом)†; Rastocin (Растоцин); **S.Afr.:** Adriblastina; Caelyx; **Singapore:** Adriblastina; Caelyx; Doxorubin†; **Spain:** Caelyx; Farmiblastina; Myocet; **Swed.:** Caelyx; **Switz.:** Adriblastin; Caelyx; **Thai.:** AD Mycin; Adriblastina; Adrim; Caelyx; Doxolem; Doxorubin; Lipo-Dox; **Turk.:** Adriblastina; Caelyx; **UK:** Caelyx; Myocet; **USA:** Doxil; Rubex†; **Venez.:** Adriblastina; Adrim; Caelyx; Doxonolv-er.

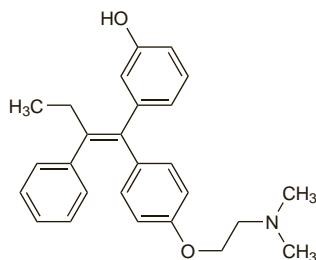
## Droloxifene (USAN, rINN) ⊗

Droloxifène; Droloxifeno; Droloxifenum; 3-Hydroxytamoxifen; K-21060E. (E)- $\alpha$ -[p-[2-(Dimethylamino)ethoxy]phenyl]- $\alpha'$ -ethyl-3-stilbenol.

Дролоксифен

$C_{26}H_{29}NO_2 = 387.5$ .

CAS — 82413-20-5.



## Profile

Droloxifene is a selective oestrogen receptor modulator related to tamoxifen (p.772) and with similar general properties. It has been investigated in the hormonal treatment and prophylaxis of breast cancer and is under study for osteoporosis.

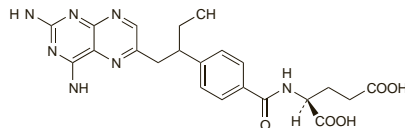
## Edatrexate (USAN, rINN)

CGP-30694; Édatrexate; Edatrexato; Edatrexatum. N-(p-[1-[(2,4-Diamino-6-pteridinyl)methyl]propyl]benzoyl)-L-glutamic acid.

Эдатрексат

$C_{22}H_{25}N_7O_5 = 467.5$ .

CAS — 80576-83-6.



## Profile

Edatrexate is an analogue of methotrexate (p.745) and has similar general properties. It has been investigated as an antineoplastic in the treatment of various malignant neoplasms. Mucositis may be dose limiting.

## Edrecolomab (USAN, rINN)

17-1A Antibody; C1; Édrecolomab; Edrecolomabum; Monoclonal Antibody 17-1A. Immunoglobulin G2a (mouse monoclonal 17-1A  $\gamma$ -chain anti-human colon cancer tumor-associated antigen), disulfide with mouse monoclonal 17-1A light chain, dimer.

ЭдРЕКОЛОМАБ

CAS — 156586-89-9.

ATC — L01XC01.

ATC Vet — QL01XC01.

## Profile

Edrecolomab is a monoclonal antibody of murine origin directed at epithelial cell surface glycoproteins that has been used as adjuvant therapy after surgery in patients with colorectal cancer (p.665), although reports of improved survival do not seem to have been borne out. It has been given by intravenous infusion over 2 hours, in an initial dose of 500 mg, followed by 4 further doses of 100 mg at monthly intervals. The drug is of murine origin and most patients develop antibodies after use. Hypersensitivity reactions, including anaphylactic reactions, have occurred.

It has also been tried for other malignant neoplasms including pancreatic cancer and advanced breast cancer.

## References.

- Riethmüller G, et al. Randomised trial of monoclonal antibody for adjuvant therapy of resected Dukes' C colorectal carcinoma. *Lancet* 1994; **343**: 1177-83.
- Riethmüller G, et al. Monoclonal antibody therapy for resected Dukes' C colorectal cancer: seven-year outcome of a multicenter randomized trial. *J Clin Oncol* 1998; **16**: 1788-94.
- Adkins JC, Spencer CM. Edrecolomab (monoclonal antibody 17-1A). *Drugs* 1998; **56**: 619-26.
- Punt CJA, et al. Edrecolomab alone or in combination with fluorouracil and folinic acid in the adjuvant treatment of stage III colon cancer: a randomised study. *Lancet* 2002; **360**: 671-7.
- Hartung G, et al. Adjuvant therapy with edrecolomab versus observation in stage II colon cancer: a multicenter randomized phase III study. *Onkologie* 2005; **28**: 347-50.

## Efaproxiral (USAN, rINN) ⊗

Éfaproxiral; Efaproxiralum; RSR-13. 2-(4-{2-[(3,5-Dimethylphenyl)amino]-2-oxoethyl}phenoxy)-2-methyl propanoic acid.

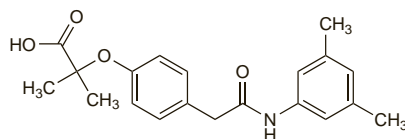
Эфпроксирал

$C_{20}H_{23}NO_4 = 341.4$ .

CAS — 131179-95-8.

ATC — L01XD06.

ATC Vet — QL01XD06.



## Efaproxiral Sodium (USAN, rINNM) ⊗

Efaproxiral sódico; Éfaproxiral Sodique; Natrii Efaproxiralum.

Натрий Эфпроксирал

$C_{20}H_{22}NNaO_4 = 363.4$ .

CAS — 170787-99-2.

ATC — L01XD06.

ATC Vet — QL01XD06.

## Profile

Efaproxiral is an allosteric modifier of haemoglobin that enhances the diffusion of oxygen to hypoxic tumour tissue, making it more sensitive to radiotherapy. It has been investigated in the treatment of brain metastases from solid tumours.

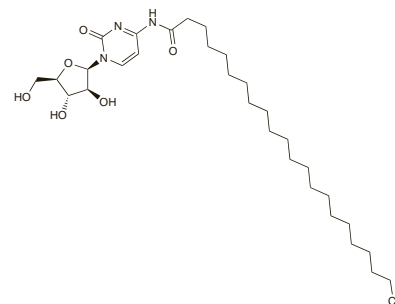
## Enocitabine (rINN)

Behenoyl Cytarabine; Behenoylcytosine Arabinoside; BH-AC; Enocitabina; Énocitabine; Enocitabinum; NSC-239336. N-(1- $\beta$ -D-Arabinofuranosyl-1,2-dihydro-2-oxo-4-pyrimidinyl)docosanamide.

ЭНОЦИТАБИН

$C_{31}H_{55}N_3O_6 = 565.8$ .

CAS — 55726-47-1.



## Profile

Enocitabine is an antineoplastic that is converted in the body to cytarabine (p.705). It has been used similarly in the treatment of acute leukaemias.

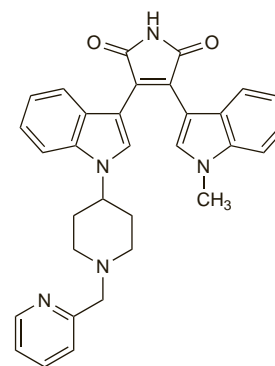
## Enzastaurin Hydrochloride (USAN, rINNM)

Enzastaurine, Chlorhydrate d'; Enzastaurini Hydrochloridum; Hydrocloruro de enzastaurina; LY-317615. 3-(1-Methyl-1H-indol-3-yl)-4-{1-[1-(pyridin-2-ylmethyl)piperidin-4-yl]-1H-indol-3-yl}-1H-pyrrole-2,5-dione hydrochloride.

Энзастаурина Гидрохлорид

$C_{32}H_{29}N_5O_2 \cdot HCl = 552.1$ .

CAS — 359017-79-1.



(enzastaurin)

## Profile

Enzastaurin hydrochloride is a protein kinase C inhibitor that is under investigation for the treatment of gliomas and non-Hodgkin's lymphoma.

## References.

- Sorbera LA, et al. Enzastaurin hydrochloride. *Drugs Of The Future* 2007; **32**: 297-309. Correction. *ibid.*; 751.
- Ma S, Rosen ST. Enzastaurin. *Curr Opin Oncol* 2007; **19**: 590-5.
- Chen YB, LaCasce AS. Enzastaurin. *Expert Opin Invest Drugs* 2008; **17**: 939-44.