

breast milk; its active metabolite, fexofenadine, was excreted in limited amounts.

1. American Academy of Pediatrics. The transfer of drugs and other chemicals into human milk. *Pediatrics* 2001; **108**: 776–89. Correction. *ibid.*; 1029. Also available at: <http://aappolicy.aappublications.org/cgi/content/full/pediatrics%3b108/3/776> (accessed 08/04/04)
2. Lucas BD, et al. Terfenadine pharmacokinetics in breast milk in lactating women. *Clin Pharmacol Ther* 1995; **57**: 398–402.

Effects on the liver. Three episodes of acute hepatitis with jaundice occurred in a patient taking terfenadine intermittently over a period of 17 months.¹ Liver function tests returned to normal after the drug was stopped. Two further cases² of cholestatic hepatitis associated with terfenadine have been reported. Again, liver function tests returned to normal after drug withdrawal. A study³ by the Boston Collaborative Drug Surveillance Program of 210 683 patients who had received prescriptions for terfenadine concluded that the use of terfenadine was rarely associated with important idiopathic liver disease. The investigators found only 3 cases of acute liver disease where a causal connection to terfenadine could not be ruled out; all these patients had also received a hepatotoxic drug and had made a full recovery.

1. Larrey D, et al. Terfenadine and hepatitis. *Ann Intern Med* 1985; **103**: 634.
2. Sahai A, Villeneuve JP. Terfenadine-induced cholestatic hepatitis. *Lancet* 1996; **348**: 552–3.
3. Myers MW, Jick H. Terfenadine and risk of acute liver disease. *Br J Clin Pharmacol* 1998; **46**: 251–3.

Effects on the nervous system. Non-sedating effects on the CNS have been reported after a single dose of terfenadine;⁴ these have included anxiety, palpitations, and insomnia. The UK manufacturers commented that clinical studies suggest that the incidence of such effects is similar to that seen after placebo.²

Workers who had described a generalised tonic-clonic seizure in a patient taking terfenadine⁵ later reported that the patient had subsequently had a second unprovoked seizure⁶ and now considered that terfenadine may not have been the cause of his original seizure. Convulsions have been reported after overdosage with terfenadine (see under Arrhythmias, above).

The sedative effects of the older antihistamines and the lack of such effects with the non-sedating antihistamines including terfenadine are discussed under Sedation on p.562.

1. Napke E, Biron P. Nervous reactions after first dose of terfenadine in adults. *Lancet* 1989; **ii**: 615–16.
2. Moshater HC. Nervous reactions to terfenadine. *Lancet* 1989; **ii**: 1034.
3. Tidswell P, d'Assis-Fonseca A. Generalised seizure due to terfenadine. *BMJ* 1993; **307**: 241.
4. Tidswell P, d'Assis-Fonseca A. Generalised seizure due to terfenadine. *BMJ* 1993; **307**: 736.

Hypersensitivity. Terfenadine use was associated with 108 reports of skin reactions, including rashes, urticaria, angioedema, photosensitivity reactions and peeling of the skin of the hands or feet.¹

1. Stricker BHCh, et al. Skin reactions to terfenadine. *BMJ* 1986; **293**: 536.

Porphyria. Terfenadine has been associated with acute attacks of porphyria and is considered unsafe in porphyric patients.

Interactions

As for the non-sedating antihistamines in general, p.563.

Terfenadine should not be given with drugs that inhibit its hepatic metabolism because of the increased risk of serious ventricular arrhythmias. These drugs include the triazole and imidazole antifungals such as itraconazole and ketoconazole, the macrolide antibacterials including clarithromycin, erythromycin, josamycin, and troleandomycin, the streptogramin antibacterial quinupristin/dalfopristin, the serotonin reuptake inhibitors citalopram, fluoxetine, fluvoxamine, nefazodone, and paroxetine, the HIV-protease inhibitors, the NNRTIs delavirdine and efavirenz, and zalcitabine. The metabolism of terfenadine may also be inhibited by grapefruit juice and use together should be avoided.

Use with other potentially arrhythmogenic drugs (including those that prolong the QT interval) such as antiarrhythmics, tricyclic antidepressants, the antimalarials halofantrine and quinidine, antipsychotics, cisapride, probucol, pentamidine isetionate, and the beta blocker sotalol should be avoided as should diuretics that cause electrolyte imbalances especially hypokalaemia. The use of terfenadine and astemizole together is not recommended.

◇ General references.

1. Kivistö KT, et al. Inhibition of terfenadine metabolism: pharmacokinetic and pharmacodynamic consequences. *Clin Pharmacol Ther* 1994; **27**: 1–5.

Antibacterials. Pharmacokinetic studies have shown that the macrolide antibiotics erythromycin¹ and clarithromycin² interfere with the metabolism of terfenadine leading to its accumulation. A high plasma-terfenadine concentration is associated with prolongation of the QT interval, and arrhythmias such as torsades de pointes have been reported in patients given terfenadine with erythromycin³ or troleandomycin.⁴

1. Honig PK, et al. Changes in the pharmacokinetics and electrocardiographic pharmacodynamics of terfenadine with concomitant administration of erythromycin. *Clin Pharmacol Ther* 1992; **52**: 231–8.

2. Honig P, et al. Effect of erythromycin, clarithromycin and azithromycin on the pharmacokinetics of terfenadine. *Clin Pharmacol Ther* 1993; **53**: 161.
3. Biglin KE, et al. Drug-induced torsades de pointes: a possible interaction of terfenadine and erythromycin. *Ann Pharmacother* 1994; **28**: 282.
4. Fournier P, et al. Une nouvelle cause de torsades de pointes: association terfenadine et troleandomycine. *Ann Cardiol Angeiol (Paris)* 1993; **42**: 249–52.

Antidepressants. Cardiac abnormalities have been reported in 2 patients taking fluoxetine with terfenadine.^{1,2} Similarly, the use of nefazodone with terfenadine has resulted in prolongation of the QT interval.³

1. Swims MP. Potential terfenadine-fluoxetine interaction. *Ann Pharmacother* 1993; **27**: 1404–5.
2. Marchiando RJ, Cook MD. Probable terfenadine-fluoxetine-associated cardiac toxicity. *Ann Pharmacother* 1995; **29**: 937–8.
3. Abemethy DR, et al. Loratadine and terfenadine interaction with nefazodone: both antihistamines are associated with QTc prolongation. *Clin Pharmacol Ther* 2001; **69**: 96–103.

Antiepileptics. For reference to an interaction between terfenadine and carbamazepine, see p.475.

Antifungals. Pharmacokinetic studies have shown that itraconazole¹ and ketoconazole² interfere with the metabolism of terfenadine leading to its accumulation. A high plasma-terfenadine concentration is associated with prolongation of the QT interval, and arrhythmias such as torsades de pointes have been reported in patients given terfenadine with ketoconazole³ or itraconazole.^{1,4} While there has been a pharmacokinetic study⁵ that suggested that the interaction between terfenadine and fluconazole might not be clinically significant, as the mechanism of the interaction appeared to involve the metabolite of terfenadine and did not lead to accumulation of the cardiotoxic parent compound, this may not always be the case. Studies in a small group of patients who had abnormal patterns of terfenadine metabolism found increases in terfenadine concentrations associated with ECG abnormalities when terfenadine was given with high doses of fluconazole.⁶

1. Pohjola-Sintonen S, et al. Itraconazole prevents terfenadine metabolism and increases risk of torsades de pointes ventricular tachycardia. *Eur J Clin Pharmacol* 1993; **45**: 191–3.
2. Honig PK, et al. Terfenadine-ketoconazole interaction: pharmacokinetic and electrocardiographic consequences. *JAMA* 1993; **269**: 1513–18.
3. Monahan BP, et al. Torsades de pointes occurring in association with terfenadine use. *JAMA* 1990; **264**: 2788–90.
4. Crane JK, et al. Syncope and cardiac arrhythmia due to an interaction between itraconazole and terfenadine. *Am J Med* 1993; **95**: 445–6.
5. Honig PK, et al. The effect of fluconazole on the steady-state pharmacokinetics and electrocardiographic pharmacodynamics of terfenadine in humans. *Clin Pharmacol Ther* 1993; **53**: 630–6.
6. Cantilena LR, et al. Fluconazole alters terfenadine pharmacokinetics and electrocardiographic pharmacodynamics. *Clin Pharmacol Ther* 1995; **57**: 185.

Calcium-channel blockers. For reference to an interaction between terfenadine and nifedipine, see p.1353.

Grapefruit juice. A study¹ in healthy subjects given terfenadine and grapefruit juice for 7 days found raised plasma-terfenadine concentrations and prolongation of the QT interval. These effects were less pronounced when terfenadine was given 2 hours before grapefruit juice, but were nevertheless quantifiable in some subjects. In another study QT interval changes were not found in healthy subjects given single doses of terfenadine and grapefruit juice.² However, the highly variable pharmacokinetics between individuals led the authors to conclude that prolongation of the QT interval was possible following single doses. The probable mechanism of the interaction is inhibition of the metabolism of terfenadine by the cytochrome P450 isoenzyme CYP3A4.

1. Benton RE, et al. Grapefruit juice alters terfenadine pharmacokinetics, resulting in prolongation of repolarization on the electrocardiogram. *Clin Pharmacol Ther* 1996; **59**: 383–8.
2. Rau SE, et al. Grapefruit juice-terfenadine single-dose interaction: magnitude, mechanism, and relevance. *Clin Pharmacol Ther* 1997; **61**: 401–9.

Pharmacokinetics

Terfenadine is rapidly absorbed from the gastrointestinal tract; peak plasma concentrations are achieved within about 2 hours. It is a prodrug and undergoes extensive first-pass metabolism in the liver to its active metabolite the carboxylic acid derivative fexofenadine (p.579). The other main metabolite is an inactive piperidine-carbinol derivative. About 97% of terfenadine is bound to plasma proteins; fexofenadine is reported to be less extensively bound. Terfenadine does not appear to cross the blood-brain barrier to a significant extent; limited amounts of fexofenadine, but not the parent drug, have been detected in breast milk. An elimination half-life of 16 to 23 hours has been reported for terfenadine. The metabolites, and traces of unchanged drug, are excreted in the urine and the faeces.

◇ References.

1. Eller MG, et al. Pharmacokinetics of terfenadine in healthy elderly subjects. *J Clin Pharmacol* 1992; **32**: 267–71.

Uses and Administration

Terfenadine, a piperidine derivative, is a non-sedating antihistamine. It does not have significant antimuscarinic actions. It is used for the symptomatic relief of allergic conditions including

rhinitis (p.565) and conjunctivitis (p.564) and skin disorders such as urticaria (p.565).

The maximum oral dose of terfenadine is 120 mg daily given either as 60 mg twice daily or 120 mg in the morning; a starting dose of 60 mg daily in a single dose or in two divided doses is recommended for rhinitis and conjunctivitis. Children who are over 12 years of age and weigh more than 50 kg may receive the usual adult dosage.

For dosage in renal impairment see below.

Administration in renal impairment. Half the usual oral daily dose of terfenadine has been suggested for patients with creatinine clearance less than 40 mL/minute.

Preparations

BP 2008: Terfenadine Oral Suspension; Terfenadine Tablets.

Proprietary Preparations (details are given in Part 3)

Arg.: Terfemax†; **Cz.:** Lotanax†; Tergal†; Teridin†; **Denm.:** Teldanex†; Tenadin†; Terfin†; **Ger.:** Hisfedin†; Terfedura†; Terfemundin†; **Hong Kong:** Fenason†; Hisdan†; Histafen†; Tamagon; Vida Fenadine†; **India:** Trexy†; **Indon.:** Alpaseno; Histasto; Terfin†; **Ital.:** Allerzif†; **Malaysia:** Neutramine†; Tamagon†; **Mex.:** Teldanex†; **Norw.:** Teldanex†; **Port.:** Triludan†; **S.Afr.:** Fendin; Triludan†; **Spain:** Cyater; Rapidal†; Teradin; **Swed.:** Teldanex†; **Turk.:** Teradin; **Venez.:** Terfanil†; Tetram†; Trifen†.

Multi-ingredient: **Arg.:** Cortaler Novo†; Cortistamin NF†; Sinlergia†; Terfenadina DGT; Vixidone T†; **India:** Alpha-Zedex†; Teguphen†; Tusant†; **Indon.:** Rhinofed; **Malaysia:** Trexydin†; **Mex.:** Teldane D†; **Venez.:** Rinodrina†; Rinotifen†.

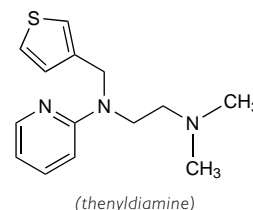
Thenylidamine Hydrochloride (BANM, rINN)

Hydrocloruro de tenildiamina; Thénylidamine, Chlorhydrate de; Thénylidamini Hydrochloridum; Thénylidamini Chloride. *NN*-Dimethyl-*N'*-(2-pyridyl)-*N'*-(3-thenyl)ethylenediamine hydrochloride.

Тенилдиамин Гидрохлорид

$C_{14}H_{19}N_3S \cdot HCl = 297.8$.

CAS — 91-79-2 (thenylidamine); 958-93-0 (thenylidamine hydrochloride).



Profile

Thenylidamine hydrochloride, an ethylenediamine derivative, is an antihistamine (p.561). It is given by mouth as an ingredient of compound preparations for the symptomatic treatment of coughs and the common cold.

Preparations

Proprietary Preparations (details are given in Part 3)

Multi-ingredient: **Ital.:** NTR.

Thiethylperazine (BAN, USAN, rINN)

Thiéthylpérazine; Thiethylperazinum; Tietilperazina; Tietylperazin; Tietylperazitiini. 2-Ethylthio-10-[3-(4-methylpiperazin-1-yl)-propyl]phenothiazine.

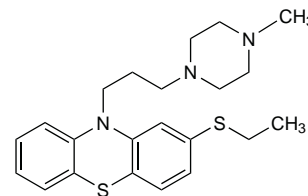
Тиэтилперазин

$C_{22}H_{29}N_3S_2 = 399.6$.

CAS — 1420-55-9.

ATC — R06AD03.

ATC Vet — QR06AD03.



Thiethylperazine Malate (BANM, rINN)

Malato de tietilperazina; Thiéthylpérazine, Malate de; Thiethylperazini Malas.

Тиэтилперазина Малат

$C_{22}H_{29}N_3S_2 \cdot 2C_4H_5O_5 = 667.8$.

CAS — 52239-63-1.

ATC — R06AD03.

ATC Vet — QR06AD03.

The symbol † denotes a preparation no longer actively marketed

Thiethylperazine Maleate (BANM, USAN, rINNM)

GS-95; Maleato de tiethylperazina; NSC-130044; Thiethylperazine Dimaleate; Thiéthylpérazine, Maléate de; Thiethylperazini Maleas.

Тиэтилперазина Малеат

$C_{22}H_{29}N_3S_2 \cdot 2C_4H_4O_4 = 631.8$.

CAS — 1179-69-7.

ATC — R06AD03.

ATC Vet — QR06AD03.

Pharmacopoeias. In *Swiss* and *US*.

USP 31 (Thiethylperazine Maleate). A yellowish granular powder, odourless or has not more than a slight odour. Soluble 1 in 1700 of water and 1 in 530 of alcohol; practically insoluble in chloroform and in ether; slightly soluble in methyl alcohol. pH of a 0.1% solution in water is between 2.8 and 3.8. Store in airtight containers. Protect from light.

Incompatibility. Incompatibility has been reported between injections of thiethylperazine maleate and nalbuphine hydrochloride.¹

1. Jump WG, *et al.* Compatibility of nalbuphine hydrochloride with other preoperative medications. *Am J Hosp Pharm* 1982; **39**: 841-3.

Adverse Effects and Precautions

As for the sedating antihistamines in general, p.561.

Interactions

As for the sedating antihistamines in general, p.563.

Uses and Administration

Thiethylperazine, a phenothiazine derivative with a piperazine side-chain, is a sedating antihistamine used as an antiemetic for the control of nausea and vomiting (p.564) associated with surgical procedures and cancer therapy. It has also been used for the management of vertigo (p.565) and motion sickness although there is some doubt over its efficacy for these indications.

Thiethylperazine is given as the maleate or malate and doses are expressed in terms of the appropriate salt. Thiethylperazine maleate 10 mg is equivalent to about 10.53 mg of thiethylperazine malate.

Thiethylperazine *maleate* is given in usual oral doses of 10 mg up to three times daily; the maleate has also been given rectally. Where oral dosage is impractical similar doses of the *malate* may be given by deep intramuscular injection. Thiethylperazine is not recommended for use in children.

Preparations

USP 31: Thiethylperazine Maleate Suppositories; Thiethylperazine Maleate Tablets.

Proprietary Preparations (details are given in Part 3)

Austria: Torecan; **Chile:** Torecan; **Cz:** Torecan; **Hung:** Torecan; **Italy:** Torecan; **Mex:** Torecan; **Pol:** Torecan; **Rus:** Torecan (Торекан); **Spain:** Torecan; **Swed:** Torecan; **Switz:** Torecan; **USA:** Torecan.

Thonzylamine Hydrochloride (BANM, USAN, rINNM)

Hidrocloruro de tonzilamina; Thonzylamine, Chlorhydrate de; Thonzylamini Hydrochloridum. *N*-p-Anisyl-*N*-(2-dimethyl-*N*-(pyrimidin-2-yl)ethylenediamine hydrochloride.

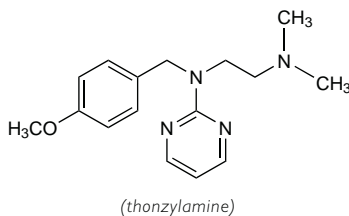
Тонзилamina Гидрохлорида

$C_{16}H_{22}N_4O \cdot HCl = 322.8$.

CAS — 91-85-0 (thonzylamine); 63-56-9 (thonzylamine hydrochloride).

ATC — D04AA01; R01AC06; R06AC06.

ATC Vet — QD04AA01; QR01AC06; QR06AC06.

**Profile**

Thonzylamine hydrochloride, an ethylenediamine derivative, is an antihistamine (p.561) given for the symptomatic relief of hypersensitivity disorders in oral doses of 50 to 100 mg daily; a 0.1% nasal solution and 2.5% ointment are also available. As with other antihistamines, there is a risk of skin sensitisation with the ointment. It is also used in eye drops with a vasoconstrictor such as naphazoline nitrate for allergic conjunctivitis.

Preparations

Proprietary Preparations (details are given in Part 3)

Italy: Tonamil.

Multi-ingredient: **Italy:** Ascotodin; Colliroio Alfa Antistaminico; Imidazol Antistaminico; Instamin; Narlism; Pupilla Antistaminico; **Port:** Narizina; **Spain:** Normo Narf.

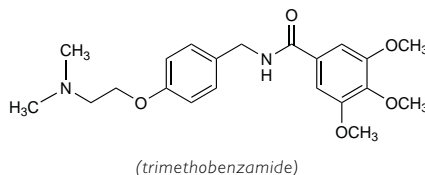
Trimethobenzamide Hydrochloride (rINNM)

Hidrocloruro de trimetobenzamida; Triméthobenzamide, Chlorhydrate de; Trimethobenzamidi Hydrochloridum; Trimetobenzamid Hidroklorür. *N*-[4-(2-Dimethylaminoethoxy)benzyl]-3,4,5-trimethoxybenzamide hydrochloride.

Триметобензамида Гидрохлорида

$C_{21}H_{28}N_2O_5 \cdot HCl = 424.9$.

CAS — 138-56-7 (trimethobenzamide); 554-92-7 (trimethobenzamide hydrochloride).



Pharmacopoeias. In *US*.

USP 31 (Trimethobenzamide Hydrochloride). A white crystalline powder having a slight phenolic odour. Soluble 1 in 2 of water, 1 in 59 of alcohol, 1 in 67 of chloroform, and 1 in 720 of ether; insoluble in benzene.

Adverse Effects and Precautions

As for the sedating antihistamines in general, p.561.

Pain at the site of intramuscular injection and local irritation after rectal use have been noted.

Pregnancy. For discussion of the use of antihistamines in pregnancy, including some evidence of an excess number of congenital abnormalities in infants born to mothers exposed to trimethobenzamide, see p.563.

Interactions

As for the sedating antihistamines in general, p.563.

Uses and Administration

Trimethobenzamide hydrochloride, a monoethanolamine derivative, is a sedating antihistamine used as an antiemetic in the control of nausea and vomiting (p.564) including postoperative nausea and vomiting.

The usual dose is 250 or 300 mg orally or 200 mg by deep intramuscular injection or rectally three or four times daily. Children weighing more than about 15 kg have been given 100 to 200 mg three or four times daily by the oral or rectal route. Children weighing less than this have been given 100 mg three or four times daily by the rectal route.

Preparations

USP 31: Trimethobenzamide Hydrochloride Capsules; Trimethobenzamide Hydrochloride Injection.

Proprietary Preparations (details are given in Part 3)

Turk: Ametik; Anti-Vomit; Emedur; Vomect; Vomitin; **USA:** T-Gen†; Tebamide†; Ticon; Tigan; Trimazide†.

Multi-ingredient: **Turk:** Emedur; **USA:** Emergent-Ez; Tigan†; Triban†.

Tripeennamine Citrate (BANM, rINNM)

Citrato de tripeleminina; Tripeennamine, Citrate de; Tripeleminamini Citras; Tripeennaminium Citrate. *N*-Benzyl-*N*-(2-dimethyl-*N*-(2-pyridyl)ethylenediamine dihydrogen citrate.

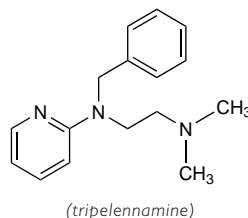
Трипеленнамина Цитрат

$C_{16}H_{21}N_3 \cdot C_6H_8O_7 = 447.5$.

CAS — 91-81-6 (tripeennamine); 6138-56-3 (tripeennamine citrate).

ATC — D04AA04; R06AC04.

ATC Vet — QD04AA04; QR06AC04.

**Tripeennamine Hydrochloride** (BANM, rINNM)

Hidrocloruro de tripeleminina; Tripeennamine, Chlorhydrate de; Tripeleminamini Hydrochloridum; Tripeennaminium Chloride.

Трипеленнамина Гидрохлорида

$C_{16}H_{21}N_3 \cdot HCl = 291.8$.

CAS — 154-69-8.

ATC — D04AA04; R06AC04.

ATC Vet — QD04AA04; QR06AC04.

Pharmacopoeias. In *US*.

USP 31 (Tripeennamine Hydrochloride). A white crystalline powder. It slowly darkens on exposure to light. Soluble 1 in 1 of water, 1 in 6 of alcohol and of chloroform, and 1 in 350 of acetone; insoluble in ether, in ethyl acetate, and in benzene. Its solutions are practically neutral to litmus. Protect from light.

Profile

Tripeennamine, an ethylenediamine derivative, is a sedating antihistamine (p.561) with antimuscarinic and moderate sedative properties. It has been used for the symptomatic relief of hypersensitivity reactions. It may also be used in compound preparations for the symptomatic treatment of coughs and the common cold (p.564).

Tripeennamine has been given orally as the citrate or the hydrochloride. Tripeennamine hydrochloride has also been applied topically to the skin, although, as with other antihistamines, there is a risk of sensitisation.

Abuse. References to the intravenous abuse of tripeennamine alone¹ or with pentazocine in the combination known as T's and blues.²⁻⁴

1. Addington J, el-Guebaly N. Intravenous tripeennamine abuse in schizophrenia. *Can J Psychiatry* 1996; **41**: 63.
2. Showalter CV. T's and blues: abuse of pentazocine and tripeennamine. *JAMA* 1980; **244**: 1224-5.
3. von Almen WF, Miller JM. "T's and Blues" in pregnancy. *J Reprod Med* 1986; **31**: 236-9.
4. McGwier BW, *et al.* Acute myocardial infarction associated with intravenous injection of pentazocine and tripeennamine. *Chest* 1992; **101**: 1730-2.

Overdosage. A severe toxic reaction, including agitation, hallucinations, and myoclonic jerks occurred in an 8-year-old child who was sprayed over the trunk and extremities with tripeennamine hydrochloride 2.1375 g in the treatment of severe poison ivy poisoning.¹ It was likely that inhalation of the fine mist of the aerosol spray contributed to the reaction but in this patient the initial reaction began 3 hours after exposure suggesting that percutaneous absorption through the multiple skin lesions probably contributed significantly. The original reaction was inadvertently prolonged by subsequent treatment with diphenhydramine hydrochloride and promethazine hydrochloride.

1. Schipior PG. An unusual case of antihistamine intoxication. *J Pediatr* 1967; **71**: 589-91.

Preparations

USP 31: Tripeennamine Hydrochloride Tablets.

Proprietary Preparations (details are given in Part 3)

Austria: Azaron; **Cz:** Azaron†; **Fin:** Etono; **Ger:** Azaron; Fenistil†; **Indon:** Tripel; **Neth:** Azaron; **Spain:** Azaron; **USA:** Vaginet.

Multi-ingredient: **Arg:** Quemeticina Nasal Compuesta; **Braz:** Alergi-trat†; **Ital:** Anticorizza†; **Pol:** Viosept; **USA:** Di-Delamine.

Tripolidine Hydrochloride

(BANM, rINNM)

Hidrocloruro de tripolidina; Tripolidine, Chlorhydrate de; Tripolidini Hydrochloridum. (E)-2-[3-(Pyrolidin-1-yl)-1-p-tolylprop-1-enyl]pyridine hydrochloride monohydrate.

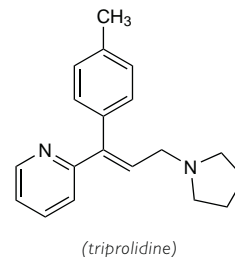
Триполидина Гидрохлорида

$C_{19}H_{22}N_2 \cdot HCl \cdot H_2O = 332.9$.

CAS — 486-12-4 (tripolidine); 550-70-9 (anhydrous tripolidine hydrochloride); 6138-79-0 (tripolidine hydrochloride monohydrate).

ATC — R06AX07.

ATC Vet — QR06AX07.



Pharmacopoeias. In *Br* and *US*.

BP 2008 (Tripolidine Hydrochloride). A white, odourless or almost odourless, crystalline powder. Freely soluble in water and in alcohol; very soluble in chloroform; practically insoluble in ether.

USP 31 (Tripolidine Hydrochloride). A white crystalline powder, having no more than a slight, but unpleasant, odour. Soluble 1 in 2.1 of water, 1 in 1.8 of alcohol, 1 in 1 of chloroform, and 1 in 2000 of ether. Its solutions are alkaline to litmus. Store in airtight containers. Protect from light.