

**Profile**

Melengestrol acetate is a progestogen that is used as an animal feed in beef heifers to improve feed efficiency, increase the rate of body-weight gain, and suppress oestrus.

◊ WHO specifies an acceptable daily intake of melengestrol acetate as a residue in foods, and recommends maximum residue limits in various animal tissues.<sup>1</sup> However, it should be noted that, in the EU the use of melengestrol acetate and other steroidal hormones as growth promoters is banned.

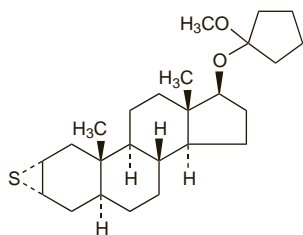
1. FAO/WHO. Evaluation of certain veterinary drug residues in food: sixty-sixth report of the joint FAO/WHO expert committee on food additives. *WHO Tech Rep Ser* 939 2006. Also available at: [http://libdoc.who.int/publications/2006/9241209399\\_eng.pdf](http://libdoc.who.int/publications/2006/9241209399_eng.pdf) (accessed 24/06/08)

**Mepitiostane** (HNN) ⊗

Mépitostane; Mepitiostano; Mepitiostanum; S-10364. 17β-(1-Methoxycyclopentyl-oxy)-2α,3α-epithio-5α-androstane; Cyclopentanone 2α,3α-epithio-5α-androstan-17β-yl methyl acetal.

Мепитиостан

$C_{25}H_{40}O_2S = 384.6$ .  
CAS — 21362-69-6.

**Pharmacopoeias.** In *Jpn*.**Profile**

Mepitiostane has androgenic and anabolic properties (see Testosterone, p.2129) and is given in usual oral doses of 10 mg twice daily for the management of neoplasms of the breast and anaemia associated with renal failure.

**Preparations**

**Proprietary Preparations** (details are given in Part 3)

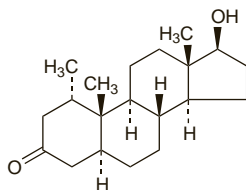
*Jpn*: Thioderon.

**Mesterolone** (BAN, USAN, rINN) ⊗

Mesterolol; Mesterolona; Mesterolonas; Mestérolone; Mesteroloni; Mesterolonium; Meszterolon; NSC-75054; SH-723. 17β-Hydroxy-1α-methyl-5α-androstan-3-one.

Местеролон

$C_{20}H_{32}O_2 = 304.5$ .  
CAS — 1424-00-6.  
ATC — G03BB01.  
ATC Vet — QG03BB01.

**Pharmacopoeias.** In *Eur.* (see p.vii).

**Ph. Eur. 6.2** (Mesterolone). A white or yellowish crystalline powder. Practically insoluble in water; sparingly soluble in acetone, in ethyl acetate, and in methyl alcohol.

**Adverse Effects and Precautions**

As for androgens in general (see Testosterone, p.2130).

Mesterolone is reported not to inhibit gonadotrophin secretion or spermatogenesis.

**Pharmacokinetics**

Mesterolone is rapidly and almost completely absorbed after an oral dose, producing maximum serum concentrations after about 1.6 hours. It is rapidly metabolised, with an absolute bioavailability of about 3% of the oral dose, and a terminal half-life of 12 to 13 hours. Unlike other androgens (see Testosterone, p.2131), mesterolone is not metabolised to oestrogenic compounds. Mesterolone is bound to serum proteins; about 40% to albumin and 58% to sex-hormone binding globulin. About 77% of the metabolites are excreted in the urine, and about 13% in the faeces.

**Uses and Administration**

Mesterolone has androgenic properties (see Testosterone, p.2131) but is reported to have less inhibitory effect on intrinsic testicular function than testosterone.

Mesterolone is given orally in the treatment of androgen deficiency or male infertility associated with hypogonadism (p.2079) in initial doses of 75 to 100 mg daily followed by doses of 50 to 75 mg daily for maintenance, in divided doses.

**Preparations**

**Proprietary Preparations** (details are given in Part 3)

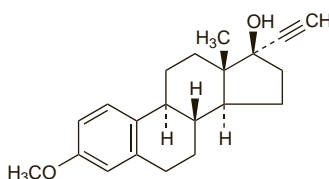
**Austral.:** Proviron; **Austria:** Proviron; **Belg.:** Proviron; **Braz.:** Proviron; **Chile:** Proviron; **Cz.:** Proviron; **Denm.:** Mestoranum; **Fin.:** Proviron; **Ger.:** Proviron; **Vistimon**; **Gr.:** Proviron; **Hong Kong:** Proviron; **Hung.:** Proviron; **India:** Provironum; **Indon.:** Androlon; **Infelon**; **Proviron**; **Israel:** Proviron; **Ital.:** Proviron; **Malaysia:** Provironum; **Vistimon**; **Mex.:** Proviron; **Neth.:** Proviron; **Philipp.:** Proviron; **Pol.:** Proviron; **Port.:** Proviron; **S.Afr.:** Proviron; **Singapore:** Provironum; **Spain:** Proviron; **Thai.:** Provironum; **Turk.:** Proviron; **UK:** Proviron; **Venez.:** Proviron.

**Mestranol** (BAN, USAN, rINN)

Compound 33355; EE<sub>3</sub>ME; Ethinyloestradiol-3-methyl Ether; Mestranoli; Mestranolis; Mestranolom; Mesztranol. 3-Methoxy-19-nor-17α-pregna-1,3,5(10)-trien-20-yn-17β-ol.

Местранол

$C_{21}H_{26}O_2 = 310.4$ .  
CAS — 72-33-3.

**Pharmacopoeias.** In *Eur.* (see p.vii), *Jpn*, and *US*.

**Ph. Eur. 6.2** (Mestranol). A white or almost white crystalline powder. Practically insoluble in water; sparingly soluble in alcohol. Protect from light.

**USP 31** (Mestranol). A white to creamy-white, odourless, crystalline powder. Insoluble in water; sparingly soluble in dehydrated alcohol; freely soluble in chloroform; soluble in dioxan; slightly soluble in methyl alcohol. Protect from light.

**Adverse Effects and Precautions**

As for oestrogens in general (see Estradiol, p.2097). See also under Hormonal Contraceptives, p.2059.

**Porphyria.** Mestranol is considered to be unsafe in patients with porphyria because it has been shown to be porphyrinogenic in animals or *in-vitro* systems.

**Interactions**

See under Hormonal Contraceptives, p.2067.

**Pharmacokinetics**

Mestranol is readily absorbed from the gastrointestinal tract, and about 70% is rapidly metabolised in the liver to ethinyloestradiol (p.2102).

**Uses and Administration**

Mestranol is a synthetic oestrogen prodrug that is rapidly metabolised to ethinyloestradiol; it therefore has actions similar to those of estradiol (see p.2098). It is used as the oestrogen component of combined oral contraceptive preparations (see p.2069) in a usual dose of 50 micrograms daily. The progestogen component is often norethisterone. Mestranol has also been used as the oestrogen component of some preparations for menopausal HRT (see p.2076), although natural oestrogens are often preferred. It has been given in a sequential regimen in a dose of 50 micrograms daily, with a cyclical progestogen.

**Preparations**

**USP 31:** Ethinyldiol Diacetate and Mestranol Tablets; Norethindrone and Mestranol Tablets.

**Proprietary Preparations** (details are given in Part 3)

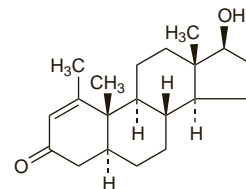
**Multi-ingredient:** **Austral.:** Norinyl-I; **Braz.:** Biofimt; Megestran; **Canad.:** Ortho-Novum 1/50; **Chile:** Anovulatorios; **Cz.:** Menophase; **Ger.:** Esticia; Gestamistol N; Ovisiston; **Hong Kong:** Norinyl-I; **Mex.:** Lutral-E; Norace; Norinyl; Ortho-Novum; Secuentex-21; **NZ:** Norinyl-I; **S.Afr.:** Norinyl-I/28; **Thai.:** Anamait; **UK:** Norinyl-I; **USA:** Necon 1/50; Norinyl 1 + 50; Ortho-Novum 1/50.

**Metenolone** (BAN, rINN) ⊗

Metenolol; Metenolona; Méténolone; Metenoloni; Metenolonum; Methenolone. 17β-Hydroxy-1-methyl-5α-androst-1-en-3-one.

Метенолон

$C_{20}H_{30}O_2 = 302.5$ .  
CAS — 153-00-4.  
ATC — A14AA04.  
ATC Vet — QA14AA04.

**Metenolone Acetate** (BANM, rINNM) ⊗

Acetato de metenolona; Acetato de metilandrostenolona; Méténolone, Acétate de; Metenoloni Acetas; Methenolone Acetate (USAN); NSC-74226; SH-567; SQ-16496. 17β-Hydroxy-1-methyl-5α-androst-1-en-3-one acetate.

Метенолона Ацетат

$C_{22}H_{32}O_3 = 344.5$ .  
CAS — 434-05-9.  
ATC — A14AA04.  
ATC Vet — QA14AA04.

**Pharmacopoeias.** In *Jpn*.

**Metenolone Enantate** (BANM, rINNM) ⊗

Enantato de metenolona; Enantato de metilandrostenolona; Méténolone, Enantate de; Metenoloni Enantas; Methenolone Enanthate (USAN); Methenolone Oenanthate; NSC-64967; SH-601; SQ-16374. 17β-Hydroxy-1-methyl-5α-androst-1-en-3-one heptanoate.

Метенолона Энантат

$C_{27}H_{42}O_3 = 414.6$ .  
CAS — 303-42-4.  
ATC — A14AA04.  
ATC Vet — QA14AA04.

**Pharmacopoeias.** In *Jpn*.

**Profile**

Metenolone is an anabolic steroid (see Testosterone, p.2129) that has been used in treating aplastic anaemia, breast cancer, and postmenopausal osteoporosis. Metenolone acetate has been given in oral doses of 100 to 150 mg daily for aplastic anaemia. Intramuscular depot injections of metenolone enantate have been given for osteoporosis in doses of 100 mg every 2 weeks, reducing to once every 3 to 4 weeks after an initial response. The acetate was also used orally in the past for osteoporosis. Intramuscular injections of 100 mg of the enantate every 1 to 2 weeks, or 200 mg every 2 to 3 weeks, have been used in progressive breast cancer.

**Preparations**

**Proprietary Preparations** (details are given in Part 3)

**Austral.:** Primobolan; **Ger.:** Primobolan; **Gr.:** Primobolan Depot; **Mex.:** Primobolan; **S.Afr.:** Primobolan; **Spain:** Primobolan Depot.

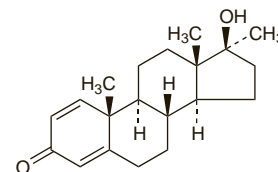
**Multi-ingredient:** **Ger.:** NeyPulpin N (Revitorgan-Dilutionen N Nr 10); NeyTumirin N (Revitorgan-Dilutionen N Nr 66);

**Methandienone** (BAN) ⊗

Metandienone (pINN); Metandienon; Metandienona; Métandiénone; Metandienoni; Metandienonium; Methandrostenolone; NSC-42722. 17β-Hydroxy-17α-methylandrosta-1,4-dien-3-one.

Метандиенон

$C_{20}H_{28}O_2 = 300.4$ .  
CAS — 72-63-9.  
ATC — A14AA03; D11AE01.  
ATC Vet — QA14AA03; QD11AE01.



NOTE. The following terms have been used as 'street names' (see p.vi) or slang names for various forms of methandienone: Iron Brew.

**Pharmacopoeias.** In *Pol*.

**Adverse Effects and Precautions**

As for androgens and anabolic steroids in general (see Testosterone, p.2130).

As with other 17 $\alpha$ -alkylated compounds, methandienone is associated with hepatotoxicity and hepatic function should be monitored during therapy. It should probably be avoided in patients with hepatic impairment, and certainly if this is severe.

**Uses and Administration**

Methandienone has anabolic and some androgenic properties (see Testosterone, p.2131). It has little progestogenic activity. Methandienone has been given orally as an anabolic drug.

**Preparations**

**Proprietary Preparations** (details are given in Part 3)

**Pol.:** Metanabol; **Thai.:** Anabol; Danabol†; Melic.

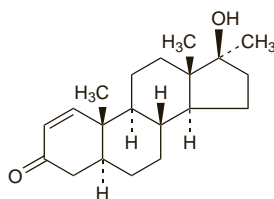
**Methyl-1-testosterone** ⊗

17 $\beta$ -Hydroxy-17 $\alpha$ -methyl-5 $\alpha$ -androst-1-en-3-one; MIT.

Метил-1-тестостерон

C<sub>20</sub>H<sub>30</sub>O<sub>2</sub> = 302.5.

CAS — 65-04-3.

**Profile**

Methyl-1-testosterone is an anabolic steroid (see Testosterone, p.2129) that appears to be widely abused by body-builders.

**References.**

1. Health Canada. Health Canada warns consumers not to use supplements containing methyl-1-testosterone due to potential serious health risks (issued February 2006). Available at: [http://www.hc-sc.gc.ca/ahc-asc/media/advisories-avis/2006/2006\\_06\\_e.html](http://www.hc-sc.gc.ca/ahc-asc/media/advisories-avis/2006/2006_06_e.html) (accessed 13/11/07)

**Methyltestosterone** (BAN, rINN) ⊗

Methyltestosterone; Méthyltestostérone; Methyltestosteronum; Metilttestosterona; Metilttestosteronas; Metilttestosteron; Metylotestosteron; Metyltestosteron; Metylytestosteroni; NSC-9701. 17 $\beta$ -Hydroxy-17 $\alpha$ -methylandrosta-4-en-3-one.

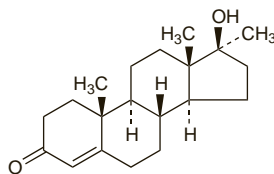
Метилтестостерон

C<sub>20</sub>H<sub>30</sub>O<sub>2</sub> = 302.5.

CAS — 58-18-4.

ATC — G03BA02.

ATC Vet — QG03BA02; QG03EK01.



**Pharmacopoeias.** In *Chin.*, *Eur.* (see p.vii), *Int.*, *Jpn.*, and *US*. **Ph. Eur.** 6.2 (Methyltestosterone). A white or slightly yellowish-white, crystalline powder. Practically insoluble in water; freely soluble in alcohol. Protect from light.

**USP 31** (Methyltestosterone). White or creamy-white, odourless, slightly hygroscopic, crystals or crystalline powder. Practically insoluble in water; soluble in alcohol, in ether, in methyl alcohol, and in other organic solvents; sparingly soluble in vegetable oils. Protect from light.

**Adverse Effects and Precautions**

As for androgens and anabolic steroids in general (see Testosterone, p.2130).

As with other 17 $\alpha$ -alkylated compounds, methyltestosterone can produce a cholestatic hepatitis with jaundice, and has caused peliosis hepatis and hepatic neoplasms (see below). Methyltestosterone should be used with caution in patients with liver impairment, and is probably best avoided if this is severe. Liver function should be monitored during therapy.

The symbol † denotes a preparation no longer actively marketed

**Effects on the liver.** Reports of peliosis hepatis<sup>1</sup> and liver damage<sup>2-4</sup> associated with methyltestosterone.

See also under Malignant Neoplasms, below.

1. Bagheri SA, *et al.* Peliosis hepatis associated with androgenic-anabolic steroid therapy: a severe form of hepatic injury. *Ann Intern Med* 1974; **81**: 610-18.
2. Westaby D, *et al.* Liver damage from long-term methyltestosterone. *Lancet* 1977; **ii**: 261-3.
3. Lowdell CP, Murray-Lyon IM. Reversal of liver damage due to long term methyltestosterone and safety of non-17  $\alpha$ -alkylated androgens. *BMJ* 1985; **291**: 637.
4. Borhan-Manesh F, Farnum JB. Methyltestosterone-induced cholestasis: the importance of disproportionately low serum alkaline phosphatase level. *Arch Intern Med* 1989; **124**: 2127-9.

**MALIGNANT NEOPLASMS.** Hepatocellular carcinoma<sup>1-7</sup> and hepatic adenoma<sup>5,8</sup> have been associated with methyltestosterone. A review<sup>9</sup> of reports of liver tumours associated with anabolic androgens found that methyltestosterone was an androgen that had been commonly implicated, and that the majority of tumours were hepatocellular carcinomas.

1. Johnson FL, *et al.* Association of androgenic-anabolic steroid therapy with development of hepatocellular carcinoma. *Lancet* 1972; **ii**: 1273-6.
2. Henderson JT, *et al.* Androgenic-anabolic steroid therapy and hepatocellular carcinoma. *Lancet* 1973; **i**: 934.
3. Farrell GC, *et al.* Androgen-induced hepatoma. *Lancet* 1975; **i**: 430-2.
4. Goodman MA, Laden AMJ. Hepatocellular carcinoma in association with androgen therapy. *Med J Aust* 1977; **1**: 220-1.
5. Boyd PR, Mark GJ. Multiple hepatic adenomas and a hepatocellular carcinoma in a man on oral methyl testosterone for eleven years. *Cancer* 1977; **40**: 1765-70.
6. Cocks JR. Methyltestosterone-induced liver-cell tumours. *Med J Aust* 1981; **2**: 617-19.
7. Gleeson D, *et al.* Androgen associated hepatocellular carcinoma with an aggressive course. *Gut* 1991; **32**: 1084-6.
8. Coombes GB, *et al.* An androgen-associated hepatic adenoma in a transsexual. *Br J Surg* 1978; **65**: 869-70.
9. Velazquez I, Alter BP. Androgens and liver tumors: Fanconi's anemia and non-Fanconi's conditions. *Am J Hematol* 2004; **77**: 257-67.

**Pregnancy.** For reference to virilisation of a female fetus whose mother received methyltestosterone during pregnancy, see p.2131.

**Interactions**

As for androgens and anabolic steroids in general (see Testosterone, p.2131).

**Pharmacokinetics**

Methyltestosterone is absorbed from the gastrointestinal tract and from the oral mucosa. It undergoes less extensive first-pass hepatic metabolism than testosterone after oral doses, and has a longer half-life.

**Uses and Administration**

As for androgens and anabolic steroids in general (see Testosterone, p.2131).

Methyltestosterone is effective when given orally; its effect is increased about twofold when given buccally, as this avoids first-pass hepatic metabolism.

Suggested doses of methyltestosterone for androgen replacement therapy in male hypogonadism (p.2079) have been 10 to 50 mg daily orally or 5 to 25 mg daily buccally. Doses of 50 to 200 mg daily orally or 25 to 100 mg daily buccally have been given for metastatic breast carcinoma (p.661) in postmenopausal women. Oral doses of 1.25 to 2.5 mg daily, for 21 days of a 28-day cycle, have been given with oestrogens for the short-term treatment of menopausal vasomotor symptoms (p.2077) unresponsive to oestrogens alone.

**Preparations**

**USP 31:** Methyltestosterone Capsules; Methyltestosterone Tablets.

**Proprietary Preparations** (details are given in Part 3)

**USA:** Android; Testred; Virilon.

**Multi-ingredient:** **Austria:** Pasuma-Dragees; **Braz.:** Gabecon M†; Testonust†; **Chile:** Delitari; Feminova-T†; **Fin.:** Potentol†; **Hong Kong:** Wan-Procomil†; **India:** Mixogen; **Mex.:** Bigenol†; **Thai.:** Hormone Multicap†; **Horon†;** Men Hormone; Wan-Procomil†; **UK:** Prowess; **USA:** Covaryx Estratest; Syntest.

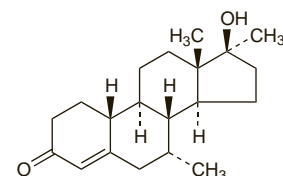
**Mibolerone** (BAN, USAN, rINN) ⊗

Mibolerona; Mibolérone; Miboleronum; NSC-72260; U-10997. 17 $\beta$ -Hydroxy-7 $\alpha$ ,17-dimethylestr-4-en-3-one.

Миболерон

C<sub>20</sub>H<sub>30</sub>O<sub>2</sub> = 302.5.

CAS — 3704-09-4.



**Pharmacopoeias.** In *US* for veterinary use only.

**USP 31** (Miboleron). A white to off-white powder. Practically insoluble in water; slightly soluble in chloroform, in dioxan, and in dichloromethane.

**Profile**

Miboleron is an androgen that is used in veterinary practice as a contraceptive for female dogs. It also has anabolic properties.

**Nafarelin Acetate** (BANM, USAN, rINN) ⊗

Acetato de nafarelina; Nafareliniäsetaatti; Nafarelin Asetat; Nafarelinacetat; Nafaréline, Acétate de; Nafarelini Acetas; D-Nal(2)<sup>6</sup>-LHRH acetate hydrate; RS-94991298. 5-Oxo-L-prolyl-L-histidyl-L-tryptophyl-L-seryl-L-tyrosyl-3-(2-naphthyl)-D-alanyl-L-leucyl-L-arginyl-L-polyglycineamide acetate hydrate.

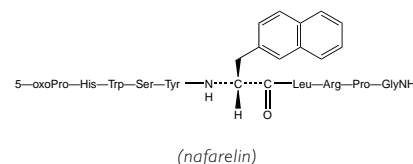
Нафарелина Ацетат

C<sub>66</sub>H<sub>83</sub>N<sub>17</sub>O<sub>13</sub>·x C<sub>2</sub>H<sub>4</sub>O<sub>2</sub>·y H<sub>2</sub>O.

CAS — 76932-56-4 (nafarelin); 86220-42-0 (nafarelin acetate).

ATC — H01CA02.

ATC Vet — QH01CA02.

**Adverse Effects and Precautions**

As for Gonadorelin, p.2106.

**Effects on electrolytes.** Severe hyperkalaemia occurred in a woman receiving nafarelin therapy for uterine fibroids.<sup>1</sup> Despite serum-potassium greater than 10 mmol/litre she had no symptoms and the electrocardiogram was normal. Hyperkalaemia resolved without treatment on stopping nafarelin.

1. Hata T, *et al.* Severe hyperkalaemia with nafarelin. *Lancet* 1996; **347**: 333.

**Interactions**

As for Gonadorelin, p.2107.

**Pharmacokinetics**

Nafarelin is rapidly absorbed on intranasal use with peak plasma concentrations achieved within 20 minutes of a dose, although bioavailability is only about 3%. The plasma half-life is about 3 to 4 hours. Nafarelin is metabolised by peptidases in the body; after subcutaneous dosage it is excreted in urine, as metabolites and a small amount of unchanged drug, and in the faeces.

**Uses and Administration**

Nafarelin acetate is an analogue of gonadorelin (p.2107) with similar properties. It is used in the treatment of endometriosis and central precocious puberty, and as an adjunct to ovulation induction with gonadotrophins in the treatment of infertility.

For **endometriosis** it is given in usual doses equivalent to 200 micrograms of nafarelin twice daily intranasally, doubled after 2 months if amenorrhoea has not occurred. Treatment should begin on days 2 to 4 of the menstrual cycle, and may be continued for up to 6 months.

The symbol ⊗ denotes a substance whose use may be restricted in certain sports (see p.vii)