

Flumetasone Pivalate (BANM, rINNM) ⊗

Flumetason pivalát; Flumétasone, pivalate de; Flumetasoni pivalas; Flumetasonipivalaatti; Flumetasonepivalat; Flumetasonum Pivalas; Flumetazon pivalat; Flumetazono pivalatas; Flumetazon-pivalát; Flumetazonu piwalan; Flumethasone Pivalate (USAN); Flumethasone Trimethylacetate; NSC-107680; Pivalato de flumetasona. Flumethasone 21-pivalate.

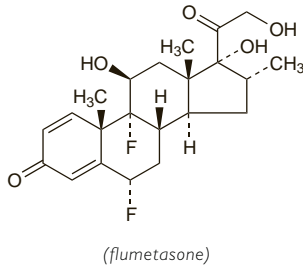
Флуметазона Пивалат

$C_{27}H_{36}F_2O_6 = 494.6$

CAS — 2002-29-1.

ATC — D07AB03.

ATC Vet — QD07AB03.



Pharmacopoeias. In *Eur.* (see p.vii) and *US*.

Ph. Eur. 6.2 (Flumetasone Pivalate). A white or almost white, crystalline powder. It shows polymorphism. Practically insoluble in water; slightly soluble in alcohol and in dichloromethane; sparingly soluble in acetone. Protect from light.

USP 31 (Flumethasone Pivalate). A white to off-white crystalline powder. Insoluble in water; soluble 1 in 89 of alcohol, 1 in 350 of chloroform, and 1 in 2800 of ether; slightly soluble in methyl alcohol; very slightly soluble in dichloromethane. Store in airtight containers. Protect from light.

Profile

Flumetasone pivalate is a corticosteroid used topically for its glucocorticoid activity (p.1490) in the treatment of various skin disorders. It is usually used as a 0.02% cream, ointment, or lotion. When applied topically, particularly to large areas, when the skin is broken, or under occlusive dressings, corticosteroids may be absorbed in sufficient amounts to cause systemic effects (p.1490). The effects of topical corticosteroids on the skin are described on p.1492. For recommendations concerning the correct use of corticosteroids on the skin, and a rough guide to the clinical potencies of topical corticosteroids, see p.1497.

Flumetasone pivalate is also used in ear drops in a concentration of 0.02% with clioquinol 1%.

Preparations

USP 31: Flumethasone Pivalate Cream.

Proprietary Preparations (details are given in Part 3)

Belg.: Locacortene; **Ger.:** Cerson; Locacorten; **Ital.:** Locorten; **Neth.:** Locacorten; **Pol.:** Lorinden; **Switz.:** Locacorten; **Venez.:** Lexifal; Locorten.

Multi-ingredient: **Arg.:** Locorten Vioformo; Salena; Tresite F; **Austral.:** Locacorten Vioform; **Austria:** Locacorten mit Neomycin; Locacorten Tar; Locacorten Vioform; Locasalen; **Belg.:** Locacortene Tar; Locacortene Vioform; Locasalen; **Braz.:** Locorten Vioformio; Locortent; Locasalen; **Canad.:** Locacorten Vioform; **Cz.:** Locacorten Tar; Lorinden A; Lorinden C; **Denm.:** Locacorten Vioform; **Fin.:** Locacorten Vioform; **Fr.:** Locacortene Vioform; Locacortene; Locasalen; Psocortene; **Ger.:** Locacorten Vioform; Locasalen; Lorinden T; **Gr.:** Locacorten Neomycin; Locasalen; **Hong Kong:** Locacorten Tar; Locasalen; **Hung.:** Lorinden A; Lorinden C; **Indon.:** Locasalen; **Israel:** Locacorten with Neomycin; Topi-corten V; Topi-corten-Tar; Topisalen; **Ital.:** Locacorten; Locorten Vioformio; Locasalen; Vasosterone Oto; **Neth.:** Locacorten Vioform; Locasalen; **NZ:** Locacorten Vioform; **Philipp.:** Locasalen; **Pol.:** Lorinden A; Lorinden C; Lorinden N; **Port.:** Locacorten Vioformio; Locasalen; **Rus.:** Lorinden A (Лоринден А); Lorinden C (Лоринден С); **S.Afr.:** Locacorten Vioform; **Spain:** Locasalen; **Swed.:** Locacorten Vioform; **Switz.:** Locasalen; **Thai.:** Flumetasone; Locasalen; **Turk.:** Locacortene Vioform; Locasalen; **UK:** Locorten Vioform; **Venez.:** Flutalon; Locasalen; Locorten Vioformio.

Flunisolide (BAN, USAN, rINN) ⊗

Flunisolid; Flunisolid; Flunisolidi; Flunisolidum; RS-3999; RS-1320 (flunisolide acetate). 6α-Fluoro-11β,21-dihydroxy-16α,17α-isopropylidenedioxy-pregna-1,4-diene-3,20-dione.

ФлуНИЗОЛИД

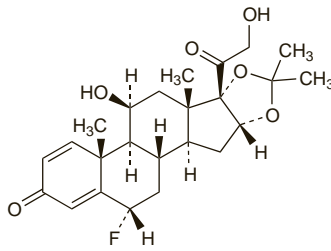
$C_{24}H_{34}FO_6 = 434.5$

CAS — 3385-03-3 (flunisolide); 77326-96-6 (flunisolide hemihydrate); 4533-89-5 (flunisolide acetate).

ATC — R01AD04; R03BA03.

ATC Vet — QR01AD04; QR03BA03.

The symbol † denotes a preparation no longer actively marketed



Pharmacopoeias. In *US* which specifies the hemihydrate.

USP 31 (Flunisolide). A white to creamy-white crystalline powder. Practically insoluble in water; soluble in acetone; sparingly soluble in chloroform; slightly soluble in methyl alcohol.

Adverse Effects, Treatment, Withdrawal, and Precautions

As for corticosteroids in general (see p.1490).

Interactions

The interactions of corticosteroids in general are described on p.1494.

Pharmacokinetics

For a brief outline of the pharmacokinetics of corticosteroids, see p.1495. Flunisolide is reported to undergo extensive first-pass metabolism, with only 20% of the dose available systemically if it is given by mouth. The major metabolite, 6β-hydroxyflunisolide has some glucocorticoid activity; it has a half-life of about 4 hours. Only small amounts of flunisolide are absorbed after intranasal doses.

References

1. Chaplin MD, *et al.* Flunisolide metabolism and dynamics of a metabolite. *Clin Pharmacol Ther* 1980; **27**: 402–13.
2. Möllmann H, *et al.* Pharmacokinetic/pharmacodynamic evaluation of systemic effects of flunisolide after inhalation. *J Clin Pharmacol* 1997; **37**: 893–903.

Uses and Administration

Flunisolide is a corticosteroid with glucocorticoid activity (p.1490) used as a nasal spray for the prophylaxis and treatment of allergic rhinitis (p.565). In the UK a formulation containing 25 micrograms per metered spray is available, whereas in the USA each metered spray contains 29 micrograms flunisolide. In adults, the recommended starting dose is 2 sprays into each nostril twice daily, increased if necessary to three times daily, and then reduced for maintenance. In the USA a maximum dose of 8 sprays into each nostril daily has been established. For children aged from about 5 to 14 years, 1 spray into each nostril may be given up to 3 times daily; the USA also allows for an initial 2 sprays into each nostril twice daily (this is the recommended maximum of 4 sprays into each nostril daily).

Flunisolide is also used by inhalation from metered-dose aerosols in the management of asthma (p.1108). The usual adult dosage of flunisolide from an aerosol using chlorofluorocarbon (CFC) propellants is 500 micrograms inhaled twice daily. In severe asthma the dosage may be increased but should not exceed a total of 2 mg daily. A dose for children of 6 to 15 years of age is 500 micrograms inhaled twice daily, which should not be exceeded. A hydrofluoroalkane (CFC-free) aerosol, which is also available in some countries, has a lower dose because of different delivery characteristics. The usual adult dose, expressed as flunisolide hemihydrate, is 160 micrograms twice daily, which may be increased after 3 to 4 weeks but should not exceed 320 micrograms twice daily. In children aged 6 to 11 years of age a dose of 80 micrograms twice daily may be used, increased to a maximum of 160 micrograms twice daily if necessary.

Preparations

USP 31: Flunisolide Nasal Solution.

Proprietary Preparations (details are given in Part 3)

Arg.: Flunitec; **Austria:** Pulmilide; **Belg.:** Syntaris; **Canad.:** Rhinalar; **Cz.:** Bronilide; Syntaris; **Denm.:** Locasyn; **Fr.:** Nasalide; **Ger.:** Inhacort; Syntaris; **Gr.:** Bronalide; **Irl.:** Syntaris; **Ital.:** Aerflu; Aerolid; Asmaflu; Assolid;

Careflu; Charlyn; Citiflux; Desafu; Doricoflu; Eliosid; Euroflu; Fluminox; Flunigar; Flunitop; Gibifu; Givair; Inalcort; Kaimil; Levonis; Lunibron; Lunis; Nebulcort; Nereflu; Nisolid; Nisoran; Pantasol; Plaudit; Pulmist; Syntaris; Turm; Ventoflu; **Neth.:** Syntaris; **Norw.:** Lokilan; **Switz.:** Broncort; Syntaris; **USA:** Aerobid; AeroSpan; Nasalide; Nasarel.

Multi-ingredient: **Ital.:** Plenear.

Fluocinolone Acetonide (BANM, USAN, rINN) ⊗

Acetonido de fluocinolona; 6α,9α-Difluoro-16α-hydroxyprednisolone Acetonide; Fluocinolone acetonid; Fluocinoloneacetonid; Fluocinolone-acetonid; Fluocinolone, acetonide de; Fluocinoloni acetonidum; Fluocinolono acetonidas; Fluocynolonu acetonid; Fluosinoloniasetonid; NSC-92339. 6α,9α-Difluoro-11β,21-dihydroxy-16α,17α-isopropylidenedioxy-pregna-1,4-diene-3,20-dione.

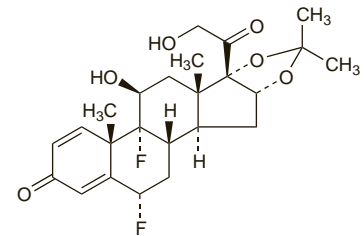
ФЛУОЦИНОЛОНА АЦЕТОНИД

$C_{24}H_{30}F_2O_6 = 452.5$

CAS — 67-73-2.

ATC — C05AA10; D07AC04; S01BA15.

ATC Vet — QC05AA10; QD07AC04; QS01BA15.



Pharmacopoeias. In *Eur.* (see p.vii), *Jpn.* and *Viet. Br.* and *Viet.* have a separate monograph for the dihydrate; *US* allows either the anhydrous form or the dihydrate.

Ph. Eur. 6.2 (Fluocinolone Acetonide). A white or almost white, crystalline powder. It exhibits polymorphism. Practically insoluble in water; soluble in dehydrated alcohol and in acetone. Protect from light.

BP 2008 (Fluocinolone Acetonide Dihydrate). A white or almost white, crystalline powder. Practically insoluble in water and in hexane; soluble in dehydrated alcohol; freely soluble in acetone; sparingly soluble in dichloromethane and in methyl alcohol. Protect from light.

USP 31 (Fluocinolone Acetonide). It is anhydrous or contains two molecules of water of hydration. A white or practically white, odourless, crystalline powder. Insoluble in water; soluble 1 in 45 of alcohol, 1 in 25 of chloroform, and 1 in 350 of ether; soluble in methyl alcohol.

Profile

Fluocinolone acetonide is a corticosteroid used topically for its glucocorticoid activity (p.1490) in the treatment of various skin disorders. It is usually used as a cream, gel, lotion, ointment, or scalp application; concentrations normally range from 0.0025 to 0.025% although higher-strength preparations may be available. When applied topically, particularly to large areas, when the skin is broken, or under occlusive dressings, corticosteroids may be absorbed in sufficient amounts to cause systemic effects (p.1490). The effects of topical corticosteroids on the skin are described on p.1492. For recommendations concerning the correct use of corticosteroids on the skin, and a rough guide to the clinical potencies of topical corticosteroids, see p.1497.

Fluocinolone acetonide is also used topically with an antibacterial in the treatment of infective inflammatory eye, ear, and nose disorders.

A sterile implant of fluocinolone acetonide is used intravitreally for the treatment of chronic non-infectious posterior uveitis.

Formulation. The potency of fluocinolone acetonide varied with the formulation in a study¹ involving different *Synalar* topical preparations, the gel, ointment, and cream. The cream was the most potent followed by the gel, and then the ointment. A comparison of topical vasoconstrictor activity (used as an index of potency) unexpectedly found that the commercial dilutions of the cream (containing 0.00625% and 0.0025%) were indistinguishable in their effects from the full-strength (0.025%) cream.

1. Gao HY, Li Wan Po A. Topical formulations of fluocinolone acetonide: are creams, gels and ointments bioequivalent and does dilution affect activity? *Eur J Clin Pharmacol* 1994; **46**: 71–5.

Preparations

BP 2008: Fluocinolone Cream; Fluocinolone Ointment.

USP 31: Fluocinolone Acetonide Cream; Fluocinolone Acetonide Ointment; Fluocinolone Acetonide Topical Solution; Neomycin Sulfate and Fluocinolone Acetonide Cream.

Proprietary Preparations (details are given in Part 3)

Arg.: Duoflu; Flunone; **Austria:** Synalar; **Belg.:** Synalar; **Canad.:** Capex; Derma-Smooth/FS; Fluoderm; Synalar; **Chile:** Adermina; **Cz.:** Flucinar; Gelargin; Synalar; **Denm.:** Synalar; **Fr.:** Synalar; **Ger.:** Flucinar; Jellin; Jelliso; **Gr.:** Synalar; **Hong Kong:** Cinotec; Flunolone-V; Synalar; **Hung.:** Flucinar; Synalar; **India:** Flucort; Flucort-H; Luci; **Indon.:** Cinolon; Dermasolon; Esinol; Indoderm; Licosol; **Irl.:** Synalar; **Israel:** Demalar; **Ital.:** Atoactive; Cortamide; Dermobeta; Dermolin; Escacinone; Fluocit; Flumix Same; Fluovitef; Fluevan; Locally; Locally SV; Ormiderm; Ster-

The symbol ⊗ denotes a substance whose use may be restricted in certain sports (see p.vii)

olone; Ultraderm; **Malaysia:** Synalar†; **Mex.:** Cortifung-S; Cortilona; Cremisone; Farmacorti; Flumicin; Fluomex; Fusalar; Lonason; Synalar; **Norw.:** Synalar; **NZ:** Synalar; **Philipp.:** Aplosyn; Cynozet; Synalar; Syntop-ic; **Pol.:** Flucinar; **Port.:** Ote; Synalar N; Synalar; **Rus.:** Flucinar (Флуцинар); Sinalan (Синалан); **S.Afr.:** Cortoderm; Fluoderm; Fluocin; **Singapore:** Flunolone-V; **Spain:** Co Flucinar Fuerte; Cortiespec; Fluocid Forte; Fluoderm Fuerte; Fluogel; Gellina; Intradermo Corticosteroid†; Synalar; Synalar Rectal Simple; **Swed.:** Synalar; **Switz.:** Synalar; **Thai.:** Cervicum; Fluoderm†; Flunolone-V; Fulone; Supralan; Synalar; **UK:** Synalar; **USA:** Capex; Derma-Smooth/F3; Derm-OTC; Flunoid; Fluosyn†; Retisert; Synalar; Synemol; **Venez.:** Bratofil; Fluquinol Simple†; Neo-Synalar; Neofluj.

Multi-ingredient: **Arg.:** Adop-Tar†; Tri-Luma; **Austria:** Myco-Synalar; Procto-Synalar; **Belg.:** Procto-Synalar; Synalar Bi-Otic†; **Braz.:** Dermobell†; Dermoxin; Elotin; Fluo-Vaso; Neocinolon; Otaunil†; Otocort†; Otomixyn; Otosynalar; Tri-Luma; Vitacid Plus; **Chile:** Otoseptil; Tri-Luma; **Denm.:** Synalar med Chinoform; **Fr.:** Antibio-Synalar; **Ger.:** Jellin polyvalent†; Jellin-Neomycin; Procto-Jellin†; **Gr.:** Myco-Synalar; Procto-Synalar†; Procto-Synalar N; **Hong Kong:** Aplosyn-Otic; Flunolone; Fluonid-N; Synalar N; Synco-CFN; Syneolona; Tri-Luma; **Hung.:** Eczi†; Flucinar N; Synalar N†; **India:** Ecco-Wokadine; Fluort-C; Fluort-M2; Fluort-N; Flucreme NM; Luci-N; Micogel F; Neocip FC; Zole-F; **Indon.:** Cinogenta; Cinolon-N; Fasolon; Genolon; Gentasolon; Kalcinol-N; Neosinol; Ociderm-N; Sinobi-otik; Zumaderm-N; **Irl.:** Synalar C†; Synalar N†; **Ital.:** Cortanest Plus; Doricum; Laurocinica; Localyn; Localyn-Neomicina; Medcloderm F; Medlutin†; Neoflun; Proctolyn; **Malaysia:** Flumicin; Fluonid-N†; Synalar N†; Tri-Luma; **Mex.:** Acelin; Bentix; Cetoquina Y; Cortifung-N; Cortifung-Y; Cortilona Compuesta; Farmacorti YC; Flucinol C†; Flucinol N; Flunal-Neo†; Flunaf†; Fluo Grin; Gynodlin-V; Lasalar-Y; Luzolona Y; Neoderm-F; Nysmosons-V; Promibasal-Plus; Synalar C; Synalar N; Synalar Neo; Synalar O; Synalar Oftalmico; Tri-Luma; Vagitol-V; Yderm; **Neth.:** Synalar Bi-Otic†; **Norw.:** Synalar med Chinoform; **Philipp.:** Aplosyn C; Aplosyn N; Aplosyn-Otic; Neo-Synalar; Synalar Otic; Tri-Luma; **Pol.:** Flucinar N; **Port.:** Synalar N; Synalar Rectal; **Rus.:** Flucinar N (Флуцинар Н); Simetrid (Симетрид); **S.Afr.:** Cortoderm-C; Synalar C; Synalar N; **Singapore:** Flunolone; Tri-Luma; **Spain:** Abrasone; Abrasone Rectal; Aceoto Plus; Allergical; Artodesmol Extra; Bazalin; Cetraxal Plus; Cexidal Otic†; Creanolona; Flodermol; Fluo Fenic; Intradermo Cort Ant Fung†; Midacina; Neo Analsona; Otomidrin; Synalar Nasal; Synalar Neomicina; Synalar Otic†; Synalar Rectal; Synalotik; Synobell†; Ultramicina Plus†; Vinciseptil Otic†; **Switz.:** Myco-Synalar†; Procto-Synalar N; Synalar N; **Thai.:** Fluciderm-N†; Flunolone; Fluonid-N; Gental-F; Supralan-N; Synalar N; Tri-Luma; **UK:** Synalar C; Synalar N; **USA:** Tri-Luma; **Venez.:** Bratofil C; Neomicina; Fluquinol†; Neo-Synalar con Neomicina; Neo-Synalar con Yodoclorohidroquina†; Neo-Synalar†; Neoflu con Neomicina†; Tri-Luma.

Fluocinonide (BAN, USAN, rINN) ♂

Fluocinolide; Fluocinolone Acetonide 21-Acetate; Fluocinonid; Fluocinónida; Fluocinonidium; Fluosinonid; NSC-101791. 6 α ,9 α -Difluoro-11 β ,21-dihydroxy-16 α ,17 α -isopropylidenedioxypregna-1,4-diene-3,20-dione 21-acetate.

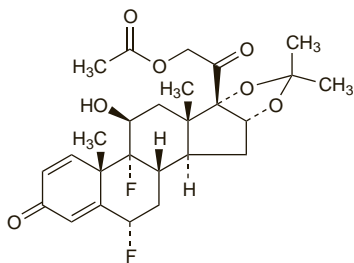
Флуоцинонид

C₂₆H₃₂F₂O₇ = 494.5.

CAS — 356-12-7.

ATC — C05AA11; D07AC08.

ATC Vet — QC05AA11; QD07AC08.



Pharmacopoeias. In Br., Chin., Jpn. and US.

BP 2008 (Fluocinonide). A white or almost white, crystalline powder. Practically insoluble in water; slightly soluble in dehydrated alcohol and in chloroform. Protect from light.

USP 31 (Fluocinonide). A white to cream-coloured, crystalline powder having not more than a slight odour. Practically insoluble in water; slightly soluble in alcohol, in methyl alcohol, and in dioxan; sparingly soluble in acetone and in chloroform; very slightly soluble in ether.

Profile

Fluocinonide is a corticosteroid used topically for its glucocorticoid activity (p.1490) in the treatment of various skin disorders. It is usually used as a cream, gel, lotion, ointment, or scalp application containing 0.05%. A cream containing 0.1% may also be available.

When applied topically, particularly to large areas, when the skin is broken, or under occlusive dressings, corticosteroids may be absorbed in sufficient amounts to cause systemic effects (p.1490). The effects of topical corticosteroids on the skin are described on p.1492. For recommendations concerning the correct use of corticosteroids on the skin, and a rough guide to the clinical potencies of topical corticosteroids, see p.1497.

Preparations

BP 2008: Fluocinonide Cream; Fluocinonide Ointment;

USP 31: Fluocinonide Cream; Fluocinonide Gel; Fluocinonide Ointment; Fluocinonide Topical Solution.

Proprietary Preparations (details are given in Part 3)

Austria: Topsyn; Topsynin F; **Belg.:** Lidex†; **Canad.:** Lidemol; Lidex; Lyderm; Lydonide†; Tiamol; Topsyn; **Denm.:** Metosyn; **Ger.:** Topsyn;

Gr.: Lidex; **Ital.:** Flu-21†; Topsyn; **Mex.:** Topsyn; **Norw.:** Metosyn; **Philipp.:** Lidemol; Lidex; **Singapore:** Lidex†; **Spain:** Klariderm†; Novoter; **Switz.:** Topsyn; Topsynmin; **UK:** Metosyn; **USA:** Lidex; Vanos.

Multi-ingredient: **Austria:** Topsyn polyvalent; **Ger.:** Jelliproct; Topsyn polyvalent; **Hung.:** Vipsogal†; **Israel:** Comagis; **Mex.:** Topsyn-Y; **Philipp.:** Lidex NGN; **Spain:** Novoter Gentamicina; **Switz.:** Mycolog N; Topsyn polyvalent; **UK:** Vipsogal.

Fluocortin Butyl (BAN, USAN, rINN) ♂

Butil éster de la fluorcortina; Butylis Fluocortinas; Fluocortine Butyle; SH-K-203. Butyl 6 α -fluoro-11 β -hydroxy-16 α -methyl-3,20-dioxopregna-1,4-dien-21-oate.

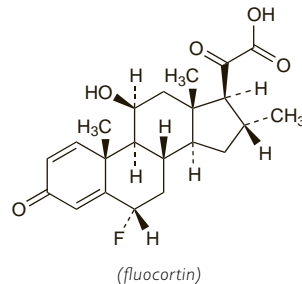
Флуокортин Бутил

C₂₆H₃₅FO₅ = 446.6.

CAS — 33124-50-4 (fluocortin); 41767-29-7 (fluocortin butyl).

ATC — D07AB04.

ATC Vet — QD07AB04.



Profile

Fluocortin butyl is a corticosteroid that has been used topically for its glucocorticoid activity (p.1490) in the treatment of various skin disorders. It is usually used as a cream or ointment containing 0.75%. When applied topically, particularly to large areas, when the skin is broken, or under occlusive dressings, or intranasally, corticosteroids may be absorbed in sufficient amounts to cause systemic effects (p.1490). The effects of topical corticosteroids on the skin are described on p.1492. For recommendations concerning the correct use of corticosteroids on the skin, and a rough guide to the clinical potencies of topical corticosteroids, see p.1497.

Fluocortin butyl has also been used in the form of a dry powder nasal inhalation for the management of allergic rhinitis.

Preparations

Proprietary Preparations (details are given in Part 3)

Belg.: Varlane†; **Ger.:** Vaspit†; **Ital.:** Vaspit; **Spain:** Vaspit.

Multi-ingredient: **Ger.:** Bi-Vaspit†.

Fluocortolone (BAN, USAN, rINN) ♂

Fluocortolona; Fluocortolonum; Fluokortolon; Fluokortoloni; 6 α -Fluoro-16 α -methyl-1-dehydrocorticosterone; SH-742. 6 α -Fluoro-11 β ,21-dihydroxy-16 α -methylpregna-1,4-diene-3,20-dione.

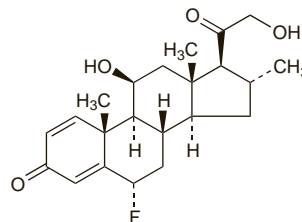
Флуокортолон

C₂₂H₂₉FO₄ = 376.5.

CAS — 152-97-6.

ATC — C05AA08; D07AC05; H02AB03.

ATC Vet — QC05AA08; QD07AC05; QH02AB03.



Fluocortolone Caproate (USAN, rINN) ♂

Caproato de fluocortolona; Fluocortolone, Caproate de; Fluocortolone Hexanoate (BANM); Fluocortoloni Caproas; Fluokortolon Kaproat; Fluokortolon Kapronat; SH-770. Fluocortolone 21-hexanoate.

Флуокортолонa Капроат

C₂₈H₃₉FO₅ = 474.6.

CAS — 303-40-2.

ATC — C05AA08; D07AC05; H02AB03.

ATC Vet — QC05AA08; QD07AC05; QH02AB03.

Pharmacopoeias. In Br.

BP 2008 (Fluocortolone Hexanoate). A white or creamy-white, odourless or almost odourless, crystalline powder. It exhibits polymorphism. Practically insoluble in water and in ether; very slightly soluble in alcohol and in methyl alcohol; slightly soluble in acetone and in dioxan; sparingly soluble in chloroform. Protect from light.

Fluocortolone Pivalate (BANM, rINN) ♂

Fluocortolone, pivalate de; Fluocortolone Trimethylacetate; Fluocortoloni pivalas; Fluokortolon Pivalat; Fluokortolonipivalaatti; Fluokortolono pivalatas; Fluokortolonpivalat; Fluokortolon-pivalát; Pivalato de fluocortolona. Fluocortolone 21-pivalate.

Флуокортолонa Пивалат

C₂₇H₃₇FO₅ = 460.6.

CAS — 29205-06-9.

ATC — C05AA08; D07AC05; H02AB03.

ATC Vet — QC05AA08; QD07AC05; QH02AB03.

Pharmacopoeias. In Eur. (see p.vii).

Ph. Eur. 6.2 (Fluocortolone Pivalate). A white or almost white crystalline powder. Practically insoluble in water; sparingly soluble in alcohol; freely soluble in dichloromethane and in dioxan. Protect from light.

Profile

Fluocortolone and its esters are corticosteroids mainly used topically for their glucocorticoid activity (p.1490) in the treatment of various skin disorders. They are usually used as a cream or ointment; concentrations usually used are 0.25% of the caproate with 0.25% of either the free alcohol or pivalate ester. The pivalate and caproate esters have also been used together in ointments or suppositories for the treatment of anorectal disorders.

When applied topically, particularly to large areas, when the skin is broken, or under occlusive dressings, corticosteroids may be absorbed in sufficient amounts to cause systemic effects (p.1490). The effects of topical corticosteroids on the skin are described on p.1492. For recommendations concerning the correct use of corticosteroids on the skin, and a rough guide to the clinical potencies of topical corticosteroids, see p.1497.

Fluocortolone free alcohol is sometimes given orally for its systemic effects in conditions for which corticosteroids are indicated (p.1495), in usual doses of 5 to 100 mg daily.

Preparations

BP 2008: Fluocortolone Cream.

Proprietary Preparations (details are given in Part 3)

Arg.: Ultracur S; **Austria:** Ultralan; **Chile:** Ultralan†; **Ger.:** Ultralan; **Hong Kong:** Ultralan; **Israel:** Ultralan; **Ital.:** Ultralan; **Mex.:** Ultralan†; **Philipp.:** Ultralan; **Spain:** Ultralan M; **Turk.:** Ultralan.

Multi-ingredient: **Arg.:** Ultraproct; **Austral.:** Ultraproct; **Austria:** Pilison; Ultraproct; **Belg.:** Ultraproct; **Braz.:** Ultraproct; **Chile:** Ultraproct; **Denm.:** Doloproct; Doloproct Comp; **Fin.:** Neoproct; **Fr.:** Ultralan; Ultraproct; **Ger.:** Doloproct; Ultralan†; Ultraproct†; **Gr.:** Doloproct; **Hong Kong:** Ultraproct N; Ultraproct†; **Indon.:** Ultraproct; Ultraproct N; **Irl.:** Ultraproct; **Ital.:** Doloproct; Ultraproct; **Mex.:** Ultraproct; **NZ:** Ultraproct; **Philipp.:** Ultraproct; **Port.:** Ultraproct; **Rus.:** Ultraproct (Ультрапрокт); **Thai.:** Scheriproct N; **Turk.:** Ultralan Crlane; Ultraproct; **UK:** Ultralanum Plain; Ultraproct.

Fluorometholone (BAN, rINN) ♂

Fluorométholone; Fluorometholonum; Fluorometolon; Fluorometolona; Fluorometoloni. 9 α -Fluoro-11 β ,17 α -dihydroxy-6 α -methylpregna-1,4-diene-3,20-dione.

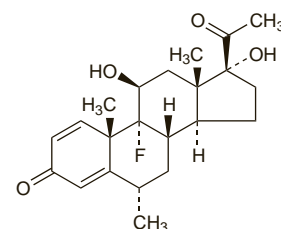
Флуорометолон

C₂₂H₂₉FO₄ = 376.5.

CAS — 426-13-1.

ATC — C05AA06; D07AB06; S01BA07.

ATC Vet — QC05AA06; QD07AB06; QD07XB04; QD10AA01; QS01BA07; QS01CB05.



Pharmacopoeias. In Br., Jpn. and US.

BP 2008 (Fluorometholone). A white to yellowish white, crystalline powder. Practically insoluble in water; slightly soluble in dehydrated alcohol and in ether.

USP 31 (Fluorometholone). A white to yellowish-white, odourless, crystalline powder. Practically insoluble in water; soluble 1 in 200 of alcohol and 1 in 2200 of chloroform; very slightly soluble in ether. Store in airtight containers. Protect from light.