

daily; usual maintenance doses are 3 to 18 mg daily. Doses of 0.25 to 1.5 mg/kg daily have been used in children.

References

- Markham A, Bryson HM. Deflazacort: a review of its pharmacological properties and therapeutic efficacy. *Drugs* 1995; **50**: 317-33.
- Mignogna MD, et al. Oral pemphigus: long term behaviour and clinical response to treatment with deflazacort in sixteen cases. *J Oral Pathol Med* 2000; **29**: 145-52.
- Campbell C, Jacob P. Deflazacort for the treatment of Duchenne dystrophy: a systematic review. *BMC Neurol* 2003; **3**: 7. Available at: <http://www.biomedcentral.com/1471-2377/3/7> (accessed 20/06/06)
- Biggar WD, et al. Long-term benefits of deflazacort treatment for boys with Duchenne muscular dystrophy in their second decade. *Neuromuscul Disord* 2006; **16**: 249-55.

Action. Although it has been suggested that deflazacort produces fewer adverse effects than some conventional corticosteroids such as prednisolone, a study in healthy subjects found that the ratio of efficacy for deflazacort compared with prednisolone was higher than the 1.2 : 1 previously assumed,¹ implying that lower effective doses of deflazacort had been used in such comparisons. A review² of clinical studies of patients treated with deflazacort concluded that it was slightly less potent than prednisolone, and that many of the data on adverse effects were inconsistent. All systemic corticosteroids may produce clinically significant adverse reactions (see also p.1490) which are primarily dependent on dose and duration of use.

- Babadjanova G, et al. Comparison of the pharmacodynamic effects of deflazacort and prednisolone in healthy subjects. *Eur J Clin Pharmacol* 1996; **51**: 53-7.
- Anonymous. Deflazacort – an alternative to prednisolone? *Drug Ther Bull* 1999; **37**: 57-8.

Renal calculi. Deflazacort has been given with nifedipine to ease the spontaneous passage of renal calculi and stone fragments (see Renal Calculi under Nifedipine, p.1356).

Preparations

Proprietary Preparations (details are given in Part 3)

Arg.: Azacortid; Deflas; Flamirex; **Braz.:** Calcort; Cortax; Deflaimmun; Deflanil; Denacen; Flaz-Cort; Flazal; **Chile:** Azacortid; Dezartal; **Ger.:** Calcort; **Irl.:** Calcort; **Ital.:** Deflan; Flantadin; **Mex.:** Calcort; Setatrep; **Port.:** Rosilar; **Spain:** Dezacort; Tobolacort; Zamene; **Switz.:** Calcort; **Turk.:** Flantadin; **UK:** Calcort; **Venez.:** Calcort.

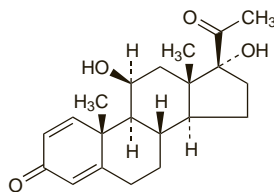
Deprodone (BAN, rINN) ⊗

Deprodona; Déprodone; Deprodonum; Desolone; RD-20000 (propionate). 11β,17α-Dihydroxypregna-1,4-diene-3,20-dione.

Депродон

$C_{21}H_{28}O_4 = 344.4$.

CAS — 20423-99-8 (depredone); 20424-00-4 (depredone propionate).



Profile

Deprodone is a corticosteroid that has been used topically as the propionate.

Desonide (BAN, USAN, rINN) ⊗

D-2083; Desfluorotriamcinolone Acetonide; Desonid; Desonide; Désonide; Desonid; Desonidum; 16-Hydroxyprednisolone 16,17-Acetonide; Prednacinolone Acetonide. 11β,21-Dihydroxy-16α,17α-isopropylidenedioxyregna-1,4-diene-3,20-dione.

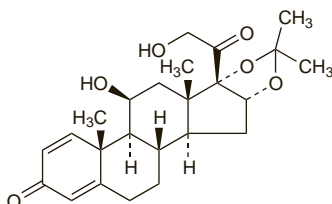
Дезонид

$C_{24}H_{32}O_6 = 416.5$.

CAS — 638-94-8.

ATC — D07AB08; S01BA11.

ATC Vet — QD07AB08; QS01BA11.



Profile

Desonide is a corticosteroid used topically for its glucocorticoid activity (p.1490) in the treatment of various skin disorders. It is usually used as a cream, ointment, or lotion containing 0.05%. The pivalate and the sodium phosphate esters have also been used.

When applied topically, particularly to large areas, when the skin is broken, or under occlusive dressings, corticosteroids may be absorbed in sufficient amounts to cause systemic effects (p.1490). The effects of topical corticosteroids on the skin are described on p.1492. For recommendations concerning the correct use of corticosteroids on the skin, and a rough guide to the clinical potencies of topical corticosteroids, see p.1497.

Preparations

Proprietary Preparations (details are given in Part 3)

Arg.: Desoplus; DesOwen; Esteronide†; Locatop; Prenacid†; **Austral.:** DesOwen; **Belg.:** Sterax†; **Braz.:** Desonol; DesOwen†; Steronide†; **Canad.:** Desocort; **Chile:** DesOwen; Sterax†; **Cz.:** Locatop; **Fin.:** Apolar; **Fr.:** Locapred; Locatop; Tridesilon†; **Hong Kong:** DesOwen; **India:** DesOwen; **Indon.:** Apolar; Dermade; Dermanide; Desolex; Nufapolar; **Israel:** Locatop; **Ital.:** Prenacid; Reticus; Sterades; **Mex.:** DesOwen; **Norw.:** Apolar; **NZ:** DesOwen†; **Philipp.:** DesOwen; **Pol.:** Locatop; **Port.:** Locapred; Zotinair; **Rus.:** Prenacid (Пренацид); **Singapore:** DesOwen; **Swed.:** Apolar†; **Switz.:** Locapred; Locatop; Sterax†; **Turk.:** Prenacid; **USA:** DesOwen; LoKara; Tridesilon†; Verdeso; **Venez.:** Dermosupril; DesOwen; Erilon.

Multi-ingredient: **Fr.:** Kirkan a la Prednacinolone; **Indon.:** Apolar-N; Desolex-N; **Norw.:** Apolar med dekalvin; **Port.:** Zotinair-N; **USA:** Tridesilon†; **Venez.:** Dermosupril C.

Desoximetasone (BAN, USAN, rINN) ⊗

A-41-304; Desoksimetason; Desoximetason; Desoximetasona; Désoximétasone; Desoximetasonium; Desoxymethasone; Hoe-304; R-2113. 9α-Fluoro-11β,21-dihydroxy-16α-methylpregna-1,4-diene-3,20-dione.

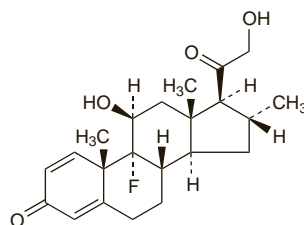
Дезоксиметазон

$C_{22}H_{29}FO_4 = 376.5$.

CAS — 382-67-2.

ATC — D07AC03.

ATC Vet — QD07AC03; QD07XC02.



Pharmacopoeias. In US.

USP 31 (Desoximetasone). A white to practically white, odourless, crystalline powder. Insoluble in water; freely soluble in alcohol, in acetone, and in chloroform.

Profile

Desoximetasone is a corticosteroid used topically for its glucocorticoid activity (p.1490) in the treatment of various skin disorders. It is usually used as a cream, gel, lotion, or ointment; concentrations used range from 0.05 to 0.25%.

When applied topically, particularly to large areas, when the skin is broken, or under occlusive dressings, corticosteroids may be absorbed in sufficient amounts to cause systemic effects (p.1490). The effects of topical corticosteroids on the skin are described on p.1492. For recommendations concerning the correct use of corticosteroids on the skin, and a rough guide to the clinical potencies of topical corticosteroids, see p.1497.

Adverse effects. A photosensitivity reaction occurred in a patient treated for psoriasis with topical desoximetasone; rechallenge led to a recurrence.¹ The patient was also receiving propranolol hydrochloride.

- Stierstorfer MB, Baughman RD. Photosensitivity to desoximetasone emollient cream. *Arch Dermatol* 1988; **124**: 1870-1.

Preparations

USP 31: Desoximetasone Cream; Desoximetasone Gel; Desoximetasone Ointment.

Proprietary Preparations (details are given in Part 3)

Austria: Topisolon; **Braz.:** Esperson; **Canad.:** Desoxit; Topicort; **Denm.:** Ibanil; **Fin.:** Ibanil; **Ger.:** Topisolon; **Indon.:** Dercason; Desomex; Desocort; Esperson; Inerson; Lerskin; Pyderma; Sodema; Topocort; **Irl.:** Topisolon†; **Israel:** Desicort; **Ital.:** Flubason; **Neth.:** Ibanil; Topicort; **Norw.:** Ibanil; **Spain:** Flubason; **Swed.:** Ibanil†; **Switz.:** Topisolon; **Thai.:** Cendexone; Esperson; Topicort; **UK:** Stiedex LP†; **USA:** Topicort.

Multi-ingredient: **Austria:** Topisolon mit Salicylsäure; **Braz.:** Esperson N; **Denm.:** Ibanil med salicylsyre†; **Ger.:** Topisolon†; **Indon.:** Denomix; **Norw.:** Ibanil med salicylsyre†; **Swed.:** Ibanil med salicylsyra†; **Thai.:** Topifram; **UK:** Stiedex†.

Desoxycortone (BAN, rINN)

Decortone; Deoxycortone; Desoksikortoni; Desoxicortona; Desoxicorton; Desoxycorticosterone; Désoxycortone; Desoxycortonium. 21-Hydroxypregna-4-ene-3,20-dione.

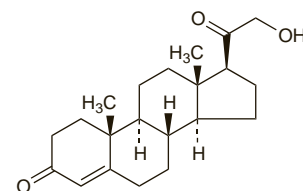
Дезоксикортон

$C_{21}H_{30}O_2 = 314.5$.

CAS — 64-85-7.

ATC — H02AA03.

ATC Vet — QH02AA03.



Desoxycortone Acetate (BANM, rINNM)

Acetato de desoxicortona; Cortin; Decortone Acetate; 11-Deoxycorticosterone Acetate; Deoxycortone Acetate; Desoksikortoniasetatti; Desoxicortonacetat; Desoxycorticosterone Acetate; Désoxycortone, acétate de; Desoxycortoni acetat; Desoxycortona-acetát; Dezoksikortono acetatas; Dezoksykortonu ocetan; Dezoxicorton-acetát. Desoxycortone 21-acetate.

Дезоксикортон Ацетат

$C_{23}H_{32}O_4 = 372.5$.

CAS — 56-47-3.

ATC — H02AA03.

ATC Vet — QH02AA03.

Pharmacopoeias. In Eur. (see p.vii) and US.

Ph. Eur. 6.2 (Desoxycortone Acetate). A white or almost white, crystalline powder or colourless crystals. Practically insoluble in water; sparingly soluble in alcohol; soluble in acetone; freely soluble in dichloromethane; slightly soluble in propylene glycol and in fatty oils. Protect from light.

USP 31 (Desoxycorticosterone Acetate). A white or creamy-white, odourless, crystalline powder. Practically insoluble in water; sparingly soluble in alcohol, in acetone, and in dioxan; slightly soluble in vegetable oils. Store at a temperature of 25°, excursions permitted between 15° and 30°. Protect from light.

Desoxycortone Pivalate (BANM, rINNM)

Deoxycorticosterone Pivalate; Deoxycorticosterone Trimethylacetate; Deoxycortone Pivalate; Deoxycortone Trimethylacetate; Desoxycorticosterone Pivalate; Desoxycorticosterone Trimethylacetate; Désoxycortone, Pivalate de; Desoxycortoni Pivalas; Pivalato de desoxicortona. Desoxycortone 21-pivalate.

Дезоксикортон Пивалат

$C_{26}H_{38}O_4 = 414.6$.

CAS — 808-48-0.

ATC — H02AA03.

ATC Vet — QH02AA03.

Pharmacopoeias. In US for veterinary use only.

USP 31 (Desoxycorticosterone Pivalate). Store at a temperature of 25°, excursions permitted between 15° and 30°. Protect from light.

Profile

Desoxycortone is a corticosteroid secreted by the adrenal cortex and has primarily mineralocorticoid activity (p.1490). It has no significant glucocorticoid action.

Desoxycortone acetate has been used in the treatment of adrenocortical insufficiency (p.1498) as an adjunct to cortisone or hydrocortisone. For this purpose, however, fludrocortisone given orally is now usually preferred.

Desoxycortone acetate is given by intramuscular injection as an oily solution, in doses of up to 10 mg once or twice daily.

Desoxycortone has also been used as its enantate, phenylpropionate, and sodium hemisuccinate esters. Desoxycortone pivalate is used in veterinary medicine.

Preparations

USP 31: Desoxycorticosterone Acetate Injection; Desoxycorticosterone Acetate Pellets.

Proprietary Preparations (details are given in Part 3)

Fr.: Syncortyl; **Ital.:** Cortiron; **Switz.:** Cortisteron.

Dexamethasone (BAN, rINN) ⊗

Deksametazoni; Deksametazon; Deksametazonas; Desamethasone; Dexametason; Dexametazona; Dexametason; Dexametazon; Dexamethason; Dexaméthasone; Dexamethasonum; 9 α -Fluoro-16 α -methylprednisolone; Hexadecadrol. 9 α -Fluoro-11 β ,17 α ,21-trihydroxy-16 α -methylpregna-1,4-diene-3,20-dione.

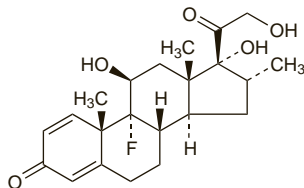
Дексаметазон

C₂₂H₂₉FO₅ = 392.5.

CAS — 50-02-2.

ATC — A01AC02; C05AA09; D07AB19; H02AB02; R01AD03; S01BA01; S02BA06; S03BA01.

ATC Vet — QA01AC02; QC05AA09; QD07AB19; QD07XB05; QD10AA03; QH02AB02; QR01AD03; QS01BA01; QS01CB01; QS02BA06; QS03BA01.



Pharmacopoeias. In *Chin.*, *Eur.* (see p.vii), *Int.*, *Jpn.*, *US*, and *Viet.*

Ph. Eur. 6.2 (Dexamethasone). A white or almost white, crystalline powder. Practically insoluble in water; sparingly soluble in dehydrated alcohol; slightly soluble in dichloromethane. Protect from light.

USP 31 (Dexamethasone). A white to practically white, odourless, crystalline powder. Practically insoluble in water; sparingly soluble in alcohol, in acetone, in dioxan, and in methyl alcohol; slightly soluble in chloroform; very slightly soluble in ether.

Dexamethasone Acetate (BANM, USAN, rINN) ⊗

Acetato de dexametazona; Deksametazoniasetaatti; Deksametazonacetatas; Dexametazonacetat; Dexametazon-acetát; Dexamethason-acetát; Dexaméthasone, acétate de; Dexamethasoni acetatas. Dexamethasone 21-acetate.

Дексаметазона Ацетат

C₂₄H₃₁FO₆ = 434.5.

CAS — 1177-87-3 (anhydrous dexamethasone acetate); 55812-90-3 (dexamethasone acetate monohydrate).

ATC — A01AC02; C05AA09; D07AB19; H02AB02; R01AD03; S01BA01; S02BA06; S03BA01.

ATC Vet — QA01AC02; QC05AA09; QD07AB19; QH02AB02; QR01AD03; QS01BA01; QS02BA06; QS03BA01.

Pharmacopoeias. In *Chin.*, *Eur.* (see p.vii), and *Viet.*

Int. and *US* allow the anhydrous form or the monohydrate.

Ph. Eur. 6.2 (Dexamethasone Acetate). A white or almost white, crystalline powder. It shows polymorphism. Practically insoluble in water; freely soluble in alcohol and in acetone; slightly soluble in dichloromethane. Protect from light.

USP 31 (Dexamethasone Acetate). It contains one molecule of water of hydration or is anhydrous. A clear, white to off-white, odourless powder. Practically insoluble in water; freely soluble in acetone, in dioxan, and in methyl alcohol. Store at a temperature of 25°, excursions permitted between 15° and 30°.

Dexamethasone Isonicotinate (BANM, rINN) ⊗

Deksametazonisonikotinaatti; Deksametazonu isonikotynian; Dexametazonisonikotinat; Dexaméthasone, isonicotinate de; Dexamethasoni isonicotinas; Dexamethason-isonikotinát; Isonicotinato de dexametazona. Dexamethasone 21-isonicotinate.

Дексаметазона Изоникотинат

C₂₈H₃₂FNO₆ = 497.6.

CAS — 2265-64-7.

ATC — A01AC02; C05AA09; D07AB19; H02AB02; R01AD03; S01BA01; S02BA06; S03BA01.

ATC Vet — QA01AC02; QC05AA09; QD07AB19; QH02AB02; QR01AD03; QS01BA01; QS02BA06; QS03BA01.

Pharmacopoeias. In *Eur.* (see p.vii).

Ph. Eur. 6.2 (Dexamethasone Isonicotinate). A white or almost white crystalline powder. Practically insoluble in water; slightly soluble in dehydrated alcohol and in acetone.

Dexamethasone Phosphate (BANM, rINN) ⊗

Dexaméthasone, Phosphate de; Dexamethasoni Phosphas; Fosfato de dexametazona. Dexamethasone 21-(dihydrogen phosphate).

Дексаметазона Фосфат

C₂₂H₃₀FO₈P = 472.4.

CAS — 312-93-6.

ATC — A01AC02; C05AA09; D07AB19; H02AB02; R01AD03; S01BA01; S02BA06; S03BA01.

ATC Vet — QA01AC02; QC05AA09; QD07AB19; QH02AB02; QR01AD03; QS01BA01; QS02BA06; QS03BA01.

Dexamethasone Sodium Metasulphobenzoate

(rINN) ⊗

Dexaméthasone Métaulphobenzoate Sodique; Dexamethasone Sodium Metasulphobenzoate (BANM); Metasulphobenzoato sódico de dexametazona; Natrii Dexamethasoni Metasulphobenzoas. Dexamethasone 21-(sodium *m*-sulphobenzoate).

Натрий Метасульфобензоат Дексаметазон

C₂₉H₃₂FN₂O₉S = 598.6.

CAS — 3936-02-5.

ATC — A01AC02; C05AA09; D07AB19; H02AB02; R01AD03; S01BA01; S02BA06; S03BA01.

ATC Vet — QA01AC02; QC05AA09; QD07AB19; QH02AB02; QR01AD03; QS01BA01; QS02BA06; QS03BA01.

Dexamethasone Sodium Phosphate

(BANM, rINN) ⊗

Deksametazoninatriumfosfaatti; Deksametazon Sodyum Fosfat; Deksametazonu natrio fosfatas; Dexametazonnatriumfosfat; Dexametazon-nátrium-foszfát; Dexaméthasone, phosphate sodique de; Dexamethasone Phosphate Sodium; Dexamethason-fosfát sodná sůl; Dexamethasoni natrii phosphas; Fosfato sódico de dexametazona; Natrii Dexamethasoni Phosphas; Sodium Dexamethasone Phosphate. Dexamethasone 21-(disodium orthophosphate).

Натрия Дексаметазона Фосфат

C₂₂H₂₈FN₂O₈P = 516.4.

CAS — 2392-39-4.

ATC — A01AC02; C05AA09; D07AB19; H02AB02; R01AD03; S01BA01; S02BA06; S03BA01.

ATC Vet — QA01AC02; QC05AA09; QD07AB19; QH02AB02; QR01AD03; QS01BA01; QS02BA06; QS03BA01.

NOTE. DSP is a code approved by the BP 2008 for use on single unit doses of eye drops containing dexamethasone sodium phosphate where the individual container may be too small to bear all the appropriate labelling information.

Pharmacopoeias. In *Chin.*, *Eur.* (see p.vii), *Int.*, *US*, and *Viet.*

Ph. Eur. 6.2 (Dexamethasone Sodium Phosphate). A white or almost white, very hygroscopic, powder. It exhibits polymorphism. Freely soluble in water; slightly soluble in alcohol; practically insoluble in dichloromethane. A 1% solution in water has a pH of 7.5 to 9.5. Store in airtight containers. Protect from light.

USP 31 (Dexamethasone Sodium Phosphate). A white or slightly yellow, crystalline powder. Is odourless or has a slight odour of alcohol, and is exceedingly hygroscopic. Soluble 1 in 2 of water; slightly soluble in alcohol; insoluble in chloroform and in ether; very slightly soluble in dioxan. pH of a 1% solution in water is between 7.5 and 10.5. Store in airtight containers.

Adverse Effects, Treatment, Withdrawal, and Precautions

As for corticosteroids in general (see p.1490).

Dexamethasone has little or no effect on sodium and water retention.

When applied topically, particularly to large areas, when the skin is broken, or under occlusive dressings, or when given intranasally, corticosteroids may be absorbed in sufficient amounts to cause systemic effects. Prolonged use of ophthalmic preparations containing corticosteroids has caused raised intra-ocular pressure and reduced visual function.

Effects on the neonate. The adverse effects of corticosteroids on the fetus are discussed under Pregnancy on p.1494.

Adverse effects noted in premature neonates with bronchopulmonary dysplasia (p.1500) receiving dexamethasone treatment to enable weaning from assisted ventilation have included hypertension^{1,4} often accompanied by bradycardia,^{1,2} gastroduodenal perforation,^{4,6} ulceration and thinning of the gastric wall,⁵ development of a catabolic state,^{4,7} renal calcification,^{8,9} and transient myocardial hypertrophy.¹⁰⁻¹³ There is some evidence of a suppressive effect on motor activity and spontaneous movement.¹⁴ It has been postulated that neonatal dexamethasone may both increase¹⁵ and decrease¹⁶ retinopathy of prematurity; its true effect is uncertain.¹⁷

There is also a concern that longer term development of the child may be adversely affected.^{18,19} Although data are scanty, a meta-analysis²⁰ has concluded that postnatal use of corticosteroids to treat or prevent bronchopulmonary dysplasia is associated with dramatic increases in the incidence of cerebral palsy and neurodevelopmental impairment, and suggested that such use should be abandoned.

Pulsed dosage may reduce the adverse effects but may also reduce efficacy.²¹

1. Ohlsson A, Heyman E. Dexamethasone-induced bradycardia. *Lancet* 1988; **ii**: 1074.
2. Puntis JWL, *et al.* Dexamethasone-induced bradycardia. *Lancet* 1988; **ii**: 1372.
3. Marinelli KA, *et al.* Effects of dexamethasone on blood pressure in premature infants with bronchopulmonary dysplasia. *J Pediatr* 1997; **130**: 594-602.
4. Stark AR, *et al.* Adverse effects of early dexamethasone treatment in extremely-low-birth-weight infants. *N Engl J Med* 2001; **344**: 95-101.
5. Ng PC, *et al.* Gastroduodenal perforation in preterm babies treated with dexamethasone for bronchopulmonary dysplasia. *Arch Dis Child* 1991; **66**: 1164-6.
6. Smith H, Sinha S. Gastrointestinal complications associated with dexamethasone treatment. *Arch Dis Child* 1992; **67**: 667.
7. Macdonald PD, *et al.* A catabolic state in dexamethasone treatment of bronchopulmonary dysplasia. *Arch Dis Child* 1990; **65**: 560-1.
8. Kamitsuka MD, Pelloquin D. Renal calcification after dexamethasone in infants with bronchopulmonary dysplasia. *Lancet* 1991; **337**: 626.
9. Narendra A, *et al.* Nephrocalcinosis in preterm babies. *Arch Dis Child Fetal Neonatal Ed* 2001; **85**: F207-F213.
10. Werner JC, *et al.* Hypertrophic cardiomyopathy associated with dexamethasone therapy for bronchopulmonary dysplasia. *J Pediatr* 1992; **120**: 286-91.
11. Bensky AS, *et al.* Cardiac effects of dexamethasone in very low birth weight infants. *Pediatrics* 1996; **97**: 818-21.
12. Skelton R, *et al.* Cardiac effects of short course dexamethasone in preterm infants. *Arch Dis Child* 1998; **78**: F133-F137.
13. Zecca E, *et al.* Cardiac adverse effects of early dexamethasone treatment in preterm infants: a randomized clinical trial. *J Clin Pharmacol* 2001; **41**: 1075-81.
14. Bos AF, *et al.* Qualitative assessment of general movements in high-risk preterm infants with chronic lung-disease requiring dexamethasone therapy. *J Pediatr* 1998; **132**: 300-6.
15. Batton DG, *et al.* Severe retinopathy of prematurity and steroid exposure. *Pediatrics* 1992; **90**: 534-6.
16. Sobel DB, Philip AGS. Prolonged dexamethasone therapy reduces the incidence of cryotherapy for retinopathy of prematurity in infants of less than 1 kilogram birth weight with bronchopulmonary dysplasia. *Pediatrics* 1992; **90**: 529-33.
17. Ehrenkranz RA. Steroids, chronic lung disease, and retinopathy of prematurity. *Pediatrics* 1992; **90**: 646-7.
18. Greenough A. Gains and losses from dexamethasone for neonatal chronic lung disease. *Lancet* 1998; **352**: 835-6.
19. Shinwell ES, *et al.* Early postnatal dexamethasone treatment and increased incidence of cerebral palsy. *Arch Dis Child Fetal Neonatal Ed* 2000; **83**: F177-F181.
20. Barrington KJ. The adverse neuro-developmental effects of postnatal steroids in the preterm infant: a systematic review of RCTs. *BMC Pediatr* 2001; **1**: 1. Available at: <http://www.biomedcentral.com/1471-2431/1/1> (accessed 27/04/04).
21. Bloomfield FH, *et al.* Side effects of 2 different dexamethasone courses for preterm infants at risk of chronic lung disease: a randomized trial. *J Pediatr* 1998; **133**: 395-400.

Effects on the nervous system. Paraesthesia, usually localised to the perineum, has been associated with the intravenous use of dexamethasone sodium phosphate (see p.1492).

Interactions

The interactions of corticosteroids in general are described on p.1494. Various drugs may interfere with the dexamethasone suppression test.

Antiepileptics. As mentioned on p.499, dexamethasone may decrease or increase plasma concentrations of *phenytoin*. Like other enzyme-inducing drugs, phenytoin also has the potential to increase the metabolism of dexamethasone. There have been reports of false positive dexamethasone suppression tests (see Diagnosis and Testing, below) in patients taking *carbamazepine*.¹

1. Ma RCW, *et al.* Carbamazepine and false positive dexamethasone suppression tests for Cushing's syndrome. *BMJ* 2005; **330**: 299-300.

Pharmacokinetics

For a brief outline of the pharmacokinetics of corticosteroids, see p.1495.

Dexamethasone is readily absorbed from the gastrointestinal tract. Its biological half-life in plasma is about 190 minutes. Binding of dexamethasone to plasma proteins is about 77%, which is less than for most other corticosteroids. Up to 65% of a dose is excreted in urine within 24 hours. Clearance in premature neonates is reported to be proportional to gestational age, with a reduced elimination rate in the most premature. It readily crosses the placenta with minimal inactivation.

Uses and Administration

Dexamethasone is a corticosteroid with mainly glucocorticoid activity (p.1490); 750 micrograms of dexa-