

142 Anthelmintics

Antimony sodium tartrate was formerly used as an emetic. The sodium tartrate and potassium tartrate have also been used as expectorants.

Preparations

Proprietary Preparations (details are given in Part 3)

Multi-ingredient: Thai.: Brown Mixture.

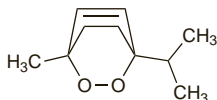
Ascaridole

Ascaridol. 1-Isopropyl-4-methyl-2,3-dioxabicyclo[2.2.2]oct-5-ene.

Аскаридол

$C_{10}H_{16}O_2 = 168.2$.

CAS — 512-85-6.



Profile

Ascaridole is the active principle of chenopodium oil (p.142) and has the same actions.

Handling. Ascaridole is an unstable liquid which is liable to explode when heated or when treated with organic acids.

Bephenium Hydroxynaphthoate (BAN, rINN)

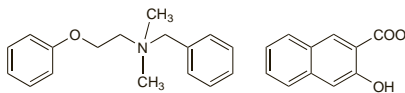
Bephenii Hydroxynaphthoas; Béphenium, Hydroxynaphthoate de; Hidroxinaftato de befenio; Naphthammonum. Benzyl dimethyl(2-phenoxyethyl)ammonium 3-hydroxy-2-naphthoate.

Бепения Гидроксинафтоат

$C_{28}H_{29}NO_4 = 443.5$.

CAS — 7181-73-9 (bephenium); 3818-50-6 (bephenium hydroxynaphthoate).

ATC — P02CX02.



Pharmacopoeias. In *Int*.

Profile

Bephenium hydroxynaphthoate is an anthelmintic formerly used in the treatment of hookworm infections, ascariasis, and trichostrongyliasis.

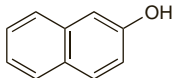
Betanaphthol

β-Naftol; 2-Naftol; Naphthol. Naphth-2-ol.

Бета-нафтол

$C_{10}H_8O = 144.2$.

CAS — 135-19-3.



Pharmacopoeias. In *Pol.* and *Swiss*.

Profile

Betanaphthol was formerly used as an anthelmintic in hookworm and tapeworm infections, but it has been superseded by less toxic and more efficient drugs.

Betanaphthol has a potent parasitocidal effect and has been used topically in the treatment of scabies, ringworm, and other skin diseases.

Betanaphthyl benzoate has been used in preparations for the treatment of gastrointestinal disorders.

Preparations

Proprietary Preparations (details are given in Part 3)

Multi-ingredient: Arg.: Hekabetol; **Austria:** Salvyli.

Bithionol (BAN, rINN)

Bithionololum; Bithionolum; Bitionol; Bitionolol; Bitionololi. 2,2'-Thiobis(4,6-dichlorophenol).

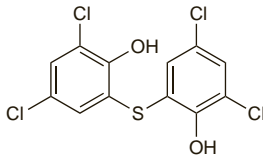
Битионол

$C_{12}H_6Cl_4O_2S = 356.1$.

CAS — 97-18-7.

ATC — D10AB01; P02BX01.

ATC Vet — QD10AB01; QP52AG07.



Pharmacopoeias. *Fr.* includes bithionol oxide for veterinary use.

Adverse Effects

Adverse effects in patients taking bithionol by mouth include anorexia, nausea, vomiting, abdominal discomfort, diarrhoea, salivation, dizziness, headache, and skin rashes.

Photosensitivity reactions have occurred in persons using soap containing bithionol. Cross-sensitisation with other halogenated disinfectants has also occurred.

Uses and Administration

Bithionol is a chlorinated bis-phenol with bactericidal and anthelmintic properties. It is active against most trematodes (flukes). Bithionol is used in preference to praziquantel in fascioliasis (see Liver Fluke Infections, p.137) and is also used in paragonimiasis (see Lung Fluke Infections, p.137) as an alternative to praziquantel. It may be given in an oral dose of 30 to 50 mg/kg on alternate days for 10 to 15 doses. Alternatively, for fascioliasis, WHO recommends a regimen of 30 mg/kg daily for 5 days.

Bithionol was formerly used topically as a bactericide but this use has declined because of photosensitivity reactions.

Preparations

Proprietary Preparations (details are given in Part 3)

Multi-ingredient: Arg.: Fonergine.

Bromofenofos (rINN)

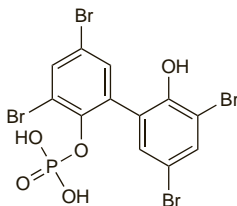
Bromfenofos; Bromofenofos; Bromofenofós; Bromofenofosum; Bromophenophos; Bromphenphos. 3,3',5,5'-Tetrabromo-2,2'-biphenyldiolmono(dihydrogen phosphate).

Бромфенофос

$C_{12}H_7Br_4O_5P = 581.8$.

CAS — 21466-07-9.

ATC Vet — QP52AB02.



Profile

Bromofenofos is an organophosphorus compound (see Organophosphorus Insecticides, p.2047) used as an anthelmintic in veterinary medicine for the treatment of fluke infections.

Cambendazole (BAN, USAN, rINN)

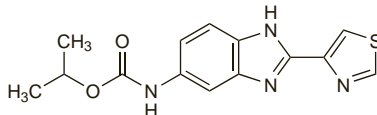
Cambendazol; Cambendazolium; MK-905. Isopropyl 2-(thiazol-4-yl)-1H-benzimidazol-5-ylcarbamate.

Камбендазол

$C_{14}H_{14}N_4O_2S = 302.4$.

CAS — 26097-80-3.

ATC Vet — QP52AC08.



Profile

Cambendazole is a benzimidazole carbamate anthelmintic structurally related to tiabendazole (p.156). It is used in the treatment of strongyloidiasis.

Preparations

Proprietary Preparations (details are given in Part 3)

Braz.: Cambemf.

Multi-ingredient: Braz.: Exelminf.

Chenopodium Oil

Aceite de quenopodio; Aetheroleum Chenopodii; Esencia de Quenopodio Vermifuga; Oil of American Wormseed; Wurmsamenöl.

Амброзиевое Масло; Маревоє Масло

CAS — 8006-99-3.

Profile

Chenopodium oil is distilled with steam from the fresh flowering and fruiting plants, excluding roots, of *Chenopodium ambrosioides* var. *anthelminticum*. It contains ascaridole. It was formerly used as an anthelmintic for the expulsion of roundworms (*Ascaris*) and hookworms. It is toxic and has caused numerous fatalities.

Handling. Chenopodium oil may explode when heated.

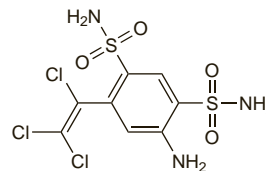
Clorsulon (BAN, USAN, rINN)

Clorsulón; Clorsulone; Clorsulonum; MK-401. 4-Amino-6-(trichlorovinyl)benzene-1,3-disulphonamide.

Клорсулон

$C_8H_8Cl_3N_3O_4S_2 = 380.7$.

CAS — 60200-06-8.



Pharmacopoeias. In *US* for veterinary use only.

USP 31 (Clorsulon). A white to off-white powder. Slightly soluble in water; freely soluble in acetonitrile and in methyl alcohol; very slightly soluble in dichloromethane.

Profile

Clorsulon is an anthelmintic used in veterinary medicine for the treatment of liver fluke infections.

Closantel (BAN, USAN, rINN)

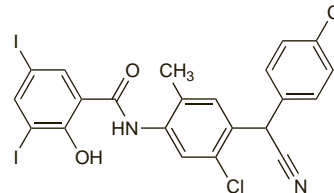
Closantelum; R-31520. 5'-Chloro-4'-(4-chloro-α-cyanobenzyl)-3,5-di-iodosalicyl-o-toluide.

Клозантел

$C_{22}H_{14}Cl_2I_2N_2O_2 = 663.1$.

CAS — 57808-65-8.

ATC Vet — QP52AG09.



Closantel Sodium (BANM, rINN)

Closantel sódic; Closantel sodique; Closantelum natricum; Klosanteelinatrium; Klosantel sodná sůl; Klosantelnatrium; Natrii Closantelum; R-34828.

Натрий Клозантел

$C_{22}H_{14}Cl_2I_2N_2O_2Na = 686.1$.

Pharmacopoeias. In *Eur.* (see p.vii) as the dihydrate for veterinary use.

Ph. Eur. 6.2 (Closantel Sodium Dihydrate for Veterinary Use; Closantel Sodium Dihydrate BP(Vet) 2008). A yellow, slightly hygroscopic, powder. It exhibits polymorphism. Very slightly soluble in water; freely soluble in alcohol; soluble in methyl alcohol. Store in airtight containers. Protect from light.

Profile

Closantel is an anthelmintic used in veterinary medicine for the treatment of fluke and nematode infections.

Effects on the eyes. Loss of eyesight was reported in 11 women who received closantel (Flukiver) in mistake for a gynaecological product.¹ Sight was restored after closantel was stopped but incapacitating eye pain remained.

1. 't Hoen E, *et al.* Harmful human use of donated veterinary drug. *Lancet* 1993; **342**: 308–9.

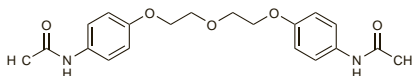
Diamfenetide (BAN, rINN)

Diamfenetida; Diamfénétide; Diamfenetidum; Diamphenethide. β,β' -Oxybis(aceto-*p*-phenetide).

Диамфенетид

$C_{20}H_{24}N_2O_5 = 372.4$.

CAS — 36141-82-9.



Profile

Diamfenetide is an anthelmintic that has been used in veterinary medicine for the control of fascioliasis in sheep.

Dichlorophen (BAN, rINN)

Dichlorophène; Dichlorophenum; Diclorofeno; Di-phenthane-70; G-4. 2,2'-Methylenebis(4-chlorophenol).

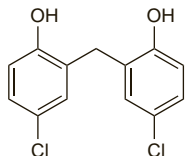
Дихлорофен

$C_{13}H_{10}Cl_2O_2 = 269.1$.

CAS — 97-23-4.

ATC — P02DX02.

ATC Vet — QP52AG01.



Pharmacopoeias. In Br. and Fr.

BP 2008 (Dichlorophen). A white or slightly cream-coloured powder with a not more than slightly phenolic odour. Practically insoluble in water; freely soluble in alcohol; very soluble in ether.

Profile

Dichlorophen is an anthelmintic that was used in the treatment of infection by tapeworms but has been superseded by praziquantel or niclosamide.

Dichlorophen also has antifungal and antibacterial activity and has been used topically in the treatment of fungal infections and as a germicide in soaps and cosmetics.

Preparations

BP 2008: Dichlorophen Tablets.

Proprietary Preparations (details are given in Part 3)

Multi-ingredient: S.Afr.: Mycotaf; UK: Mycota.

Diethylcarbamazine Citrate

(BANM, rINNM)

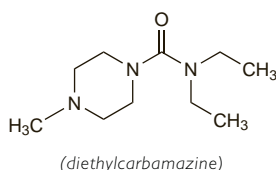
Citrato de dietilcarbamazina; Diethylcarbam. Cit; Diethylcarbamazine Acid Citrate; Diéthylcarbamazine, citrate de; Diethylcarbamazini citras; Diethylkarbamazin-citrát; Dietilkarbamazincitrát; Dietilkarbamazino citratas; Dietylkarbamazincitrát; Dietylkarbamatsiniitraatti; Ditrzani Citras; RP-3799. NN-Diethyl-4-methylpiperazine-1-carboxamide dihydrogen citrate.

Диэтилкарбамазина Цитрат

$C_{10}H_{21}N_3O_7 = 391.4$.

CAS — 90-89-1 (diethylcarbamazine); 1642-54-2 (diethylcarbamazine citrate).

ATC — P02CB02.



(diethylcarbamazine)

Pharmacopoeias. In Chin., Eur. (see p.vii), Int., Jpn. and US.

Ph. Eur. 6.2 (Diethylcarbamazine Citrate). A white or almost white, crystalline, slightly hygroscopic powder. Very soluble in water; soluble in alcohol; practically insoluble in acetone. Store in airtight containers.

USP 31 (Diethylcarbamazine Citrate). A white, crystalline, slightly hygroscopic powder, odourless or has a slight odour. Very soluble in water; sparingly soluble in alcohol; practically insoluble in acetone, in chloroform, and in ether. Store in airtight containers.

Adverse Effects

Adverse effects directly attributable to diethylcarbamazine include nausea and vomiting. Headache, dizziness, and drowsiness may occur.

Hypersensitivity reactions arise from the death of the microfilariae. These can be serious, especially in onchocerciasis where there may also be sight-threatening ocular toxicity; fatalities have been reported. Encephalitis may be exacerbated in patients with loiasis and fatalities have occurred.

Reactions occurring during diethylcarbamazine treatment of lymphatic filariasis are basically of 2 types: pharmacological dose-dependent responses and a response of the infected host to the destruction and death of parasites.¹

Reactions of the first type include weakness, dizziness, lethargy, anorexia, and nausea. They begin within 1 to 2 hours of taking diethylcarbamazine, and persist for a few hours.

Reactions of the second type are less likely to occur and are less severe in bancroftian than in brugian filariasis. They may be systemic or local, both with or without fever.

Systemic reactions may occur a few hours after the first oral dose of diethylcarbamazine and generally do not last for more than 3 days. They include headache, aches in other parts of the body, joint pain, dizziness, anorexia, malaise, transient haematuria, allergic reactions, vomiting, and sometimes attacks of bronchial asthma in asthmatic patients. Fever and systemic reactions are positively associated with microfilaraemia. Systemic reactions are reduced if diethylcarbamazine is given in spaced doses or in repeated small doses. They eventually cease spontaneously and interruption of treatment is rarely necessary; symptomatic treatment with antipyretics or analgesics may be helpful.

Local reactions tend to occur later in the course of treatment and last longer; they also disappear spontaneously and interruption of treatment is not necessary. Local reactions include lymphadenitis, abscess, ulceration, and transient lymphoedema; funiculitis and epididymitis may also occur in bancroftian filariasis.

It has been suggested that the release of interleukin-6 may be implicated in diethylcarbamazine's adverse effects in patients with lymphatic filariasis.²

In most patients with onchocerciasis, the microfilaricidal activity of diethylcarbamazine leads to a series of events with dermal, ocular, and systemic components, known as the Mazzotti reaction, within minutes to hours after its use.³

Clinical manifestations can be severe, dangerous, and debilitating. Systemic reactions include increased itching, rash, headache, aching muscles, joint pain, painful swollen and tender lymph nodes, fever, tachycardia and hypotension, and vertigo. Most patients have eye discomfort in the first few hours after diethylcarbamazine treatment. Punctate keratitis can develop as can optic neuritis and visual field loss.

WHO no longer recommends the use of diethylcarbamazine in onchocerciasis as safer alternatives exist.

1. WHO. Lymphatic filariasis: the disease and its control: fifth report of the WHO expert committee on filariasis. *WHO Tech Rep Ser* 821 1992.
2. Yazdanbakhsh M, *et al.* Serum interleukin-6 levels and adverse reactions to diethylcarbamazine in lymphatic filariasis. *J Infect Dis* 1992; **166**: 453–4.
3. WHO. WHO expert committee on onchocerciasis: third report. *WHO Tech Rep Ser* 752 1987.

Precautions

Treatment with diethylcarbamazine should be closely supervised since hypersensitivity reactions are common and may be severe, especially in patients with onchocerciasis or loiasis. Patients with onchocerciasis should be monitored for eye changes. (The use of diethylcarbamazine to treat onchocerciasis is no longer recommended.) In patients with heavy *Loa loa* infection there is a small risk of encephalopathy and diethylcarbamazine should be stopped at the first sign of cerebral involvement.

Infants, pregnant women, the elderly, and the debilitated, especially those with cardiac or renal disease, are

normally excluded when diethylcarbamazine is used in mass treatment schedules.

Pregnancy. Pregnant women are normally excluded when diethylcarbamazine is used in mass treatment schedules.

Animal studies¹ suggest that the uterine hypermotility induced by diethylcarbamazine is mediated via prostaglandin synthesis; this might explain the mechanism of the abortifacient action previously reported.²

1. Joseph CA, Dixon PAF. Possible prostaglandin-mediated effect of diethylcarbamazine on rat uterine contractility. *J Pharm Pharmacol* 1984; **36**: 281–2.

2. Subbu VSV, Biswas AR. Embolic effect of diethyl carbamazine. *Indian J Med Res* 1971; **59**: 646–7.

Renal impairment. For a study on the effects of renal impairment on the pharmacokinetics of diethylcarbamazine, see under Pharmacokinetics, below.

Pharmacokinetics

Diethylcarbamazine is readily absorbed from the gastrointestinal tract and also through the skin and conjunctiva. It is widely distributed in tissues and is mainly excreted in the urine unchanged and as the *N*-oxide metabolite. Urinary excretion and hence plasma half-life is dependent on urinary pH. About 5% of a dose is eliminated in the faeces.

Disposition. A pharmacokinetic study in 6 patients with onchocerciasis¹ indicated that diethylcarbamazine is absorbed quickly and almost completely from the gastrointestinal tract, and is eliminated largely as unchanged drug in urine, with relatively small amounts being excreted as the *N*-oxide metabolite. After a single radioactively labelled oral dose of diethylcarbamazine citrate 0.5 mg/kg given as an aqueous solution, peak plasma concentrations of 100 to 150 nanograms/mL were achieved in 1 to 2 hours, followed by a sharp decline, then a marked secondary rise 3 to 6 hours after dosing, followed by a steady decline. The half-life ranged from 9 to 13 hours. Urinary excretion of diethylcarbamazine and diethylcarbamazine *N*-oxide was complete within 96 hours; between 4 and 5% of the dose was recovered in the faeces. Disposition was similar in 5 healthy subjects given a single 50-mg tablet of diethylcarbamazine citrate. Peak plasma concentrations were initially 80 to 200 nanograms/mL, with a secondary rise 3 to 9 hours after dosing, the terminal half-life ranged from 5 to 13 hours, and urinary excretion of unchanged diethylcarbamazine and the *N*-oxide was complete within 48 hours.

When an alkaline urinary pH was maintained, the elimination half-life of diethylcarbamazine and the area under the plasma concentration versus time curve were significantly increased compared with when an acidic urinary pH was maintained.²

1. Edwards G, *et al.* Diethylcarbamazine disposition in patients with onchocerciasis. *Clin Pharmacol Ther* 1981; **30**: 551–7.

2. Edwards G, *et al.* The effect of variations in urinary pH on the pharmacokinetics of diethylcarbamazine. *Br J Clin Pharmacol* 1981; **12**: 807–12.

Renal impairment. Results in patients with chronic renal impairment and in healthy subjects, given a single 50-mg oral dose of diethylcarbamazine citrate, indicated that the plasma half-life of diethylcarbamazine is prolonged and its 24-hour urinary excretion considerably reduced in those with moderate and severe degrees of renal impairment.¹ Mean plasma half-lives in 7 patients with severe renal impairment (creatinine clearance less than 25 mL/minute), in 5 patients with moderate renal impairment (creatinine clearance between 25 and 60 mL/minute), and in 4 healthy subjects, were 15.1, 7.7, and 2.7 hours, respectively. The patient with the longest plasma half-life of 32 hours did not have the poorest renal function, but it was considered likely that the abnormally slow elimination of diethylcarbamazine was due to the high urinary pH (7) resulting from sodium bicarbonate therapy. A further patient with a half-life longer than expected also had a less acidic urine.

1. Adejepon-Yamoah KK, *et al.* The effect of renal disease on the pharmacokinetics of diethylcarbamazine in man. *Br J Clin Pharmacol* 1982; **13**: 829–34.

Uses and Administration

Diethylcarbamazine is an anthelmintic used in the treatment of lymphatic filariasis due to *Wuchereria bancrofti* (bancroftian filariasis), *Brugia malayi*, or *B. timori* (both known as brugian filariasis and as Malayan and Timorian filariasis respectively). It is also used in loiasis due to *Loa loa*. It was used in onchocerciasis due to *Onchocerca volvulus* before ivermectin became available. Diethylcarbamazine is active against both the microfilariae and adult worms of *W. bancrofti*, *B. malayi*, and *Loa loa*, but only against the microfilariae of *O. volvulus*. It has been tried in *Mansonella* infections and may be most effective against *M. streptocerca*.