

been shown to be well tolerated and effective, but further studies are needed to establish their role.

- Cummings JL. Dementia: the failing brain. *Lancet* 1995; **345**: 1481–4. Correction. *ibid.*; 1551.
- Fleming KC, et al. Dementia: diagnosis and evaluation. *Mayo Clin Proc* 1995; **70**: 1093–1107.
- Rabins PV, et al. APA Work Group on Alzheimer's Disease and other Dementias. Steering Committee on Practice Guidelines. American Psychiatric Association practice guideline for the treatment of patients with Alzheimer's disease and other dementias. Second edition. *Am J Psychiatry* 2007; **164** (12 suppl): 5–56. Also available at: <http://www.psychiatryonline.com/pracGuide/loadGuidelinePdf.aspx?file=AlzPG101007> (accessed 23/07/08)
- Desai AK, Grossberg GT. Diagnosis and treatment of Alzheimer's disease. *Neurology* 2005; **64** (suppl 3): S34–S39.
- Gooch MD, Stennett DJ. Molecular basis of Alzheimer's disease. *Am J Health-Syst Pharm* 1996; **53**: 1545–57.
- Blennow K, et al. Alzheimer's disease. *Lancet* 2006; **368**: 387–403.
- Cummings JL. Alzheimer's disease. *N Engl J Med* 2004; **351**: 56–67.
- Clark CM, Karlawish JHT. Alzheimer disease: current concepts and emerging diagnostic and therapeutic strategies. *Ann Intern Med* 2003; **138**: 400–10.
- Seshadri S, et al. Plasma homocysteine as a risk factor for dementia and Alzheimer's disease. *N Engl J Med* 2002; **346**: 476–83.
- Parnetti L, et al. Cognitive enhancement therapy for Alzheimer's disease: the way forward. *Drugs* 1997; **53**: 752–68.
- Benzi G, Moretti A. Is there a rationale for the use of acetylcholinesterase inhibitors in the therapy of Alzheimer's disease? *Eur J Pharmacol* 1998; **346**: 1–13.
- Small GW. Treatment of Alzheimer's disease: current approaches and promising developments. *Am J Med* 1998; **104** (suppl 4A): 32S–38S.
- Flynn BL. Pharmacologic management of Alzheimer disease: Part I: hormonal and emerging investigational drug therapies. *Ann Pharmacother* 1999; **33**: 178–87.
- Krall WJ, et al. Cholinesterase inhibitors: a therapeutic strategy for Alzheimer disease. *Ann Pharmacother* 1999; **33**: 441–50.
- Mayeux R, Sano M. Treatment of Alzheimer's disease. *N Engl J Med* 1999; **341**: 1670–9.
- Grutzel J, Morris JC. Cholinesterase inhibitors for Alzheimer's disease. *Drugs* 2001; **61**: 41–52.
- Doody RS, et al. Practice parameter: management of dementia (an evidence-based review). Report of the Quality Standards Subcommittee of the American Academy of Neurology. *Neurology* 2001; **56**: 1154–66. Also available at: <http://www.aan.com/professionals/practice/pdfs/g0012.pdf> (accessed 13/02/06)
- Flicker L. Acetylcholinesterase inhibitors for Alzheimer's disease. *BMJ* 1999; **318**: 615–6.
- Brodaty H, et al. Pharmacological treatment of cognitive deficits in Alzheimer's disease. *Med J Aust* 2001; **175**: 324–9. Correction. *ibid.* **176**: 297–8.
- Boustani M, et al. Screening for dementia in primary care: a summary of the evidence for the U.S. Preventive Services Task Force. *Ann Intern Med* 2003; **138**: 927–37.
- Farlow MR, Cummings JL. Effective pharmacologic management of Alzheimer's disease. *Am J Med* 2007; **120**: 388–97.
- Qaseem A, et al. American College of Physicians/American Academy of Family Physicians Panel on Dementia. Current pharmacologic treatment of dementia: a clinical practice guideline from the American College of Physicians and the American Academy of Family Physicians. *Ann Intern Med* 2008; **148**: 370–8.
- Raina P, et al. Effectiveness of cholinesterase inhibitors and memantine for treating dementia: evidence review for a clinical practice guideline. *Ann Intern Med* 2008; **148**: 379–97.
- Birks J. Cholinesterase inhibitors for Alzheimer's disease. Available in The Cochrane Database of Systematic Reviews; Issue 1. Chichester: John Wiley; 2006 (accessed 14/02/06).
- NICE. Donepezil, galantamine, rivastigmine (review) and memantine for the treatment of Alzheimer's disease (amended) (issued November 2006, amended September 2007). Available at: <http://www.nice.org.uk/nicemedia/pdf/TA111fullversionamendedSept07.pdf> (accessed 27/05/08)
- Korczyn AD. Muscarinic M(1) agonists in the treatment of Alzheimer's disease. *Expert Opin Invest Drugs* 2000; **9**: 2259–67.
- Flynn BL, Ranno AE. Pharmacologic management of Alzheimer disease: Part II: antioxidants, antihypertensives, and ergoloid derivatives. *Ann Pharmacother* 1999; **33**: 188–97.
- Praticò D, Delanry N. Oxidative injury in diseases of the central nervous system: focus on Alzheimer's disease. *Am J Med* 2000; **109**: 577–85.
- Farlow MR. The search for disease modification in moderate to severe Alzheimer disease: a critical review of current evidence. *Neurology* 2005; **65** (suppl 3): S25–S30.
- Birks J, Grimley Evans J. Ginkgo biloba for cognitive impairment and dementia. Available in The Cochrane Database of Systematic Reviews; Issue 2. Chichester: John Wiley; 2007 (accessed 27/05/08).
- Erkinjuntti T, et al. Emerging therapies for vascular dementia and vascular cognitive impairment. *Sroke* 2004; **35**: 1010–17.
- Eccles M, et al. North of England evidence based guidelines development project: guideline for the primary care management of dementia. *BMJ* 1998; **317**: 802–8.
- Launer LJ. Nonsteroidal anti-inflammatory drug use and the risk for Alzheimer's disease: dissecting the epidemiological evidence. *Drugs* 2003; **63**: 731–9.
- Scott HD, Laake K. Statins for the prevention of Alzheimer's disease. Available in The Cochrane Database of Systematic Reviews; Issue 3. Chichester: John Wiley; 2001 (accessed 13/02/06).
- Sramek JJ, et al. Mild cognitive impairment: emerging therapeutics. *Ann Pharmacother* 2000; **34**: 1179–88.
- Gauthier S, et al. International Psychogeriatric Association Expert Conference on mild cognitive impairment. Mild cognitive impairment. *Lancet* 2006; **367**: 1262–70.

The symbol † denotes a preparation no longer actively marketed

- National Collaborating Centre for Mental Health/NICE. Dementia: the NICE-SCIE guideline on supporting people with dementia and their carers in health and social care (issued November 2006). Available at: <http://www.nice.org.uk/nicemedia/pdf/CG42Dementiafinal.pdf> (accessed 27/05/08)
- Amar K, Wilcock G. Vascular dementia. *BMJ* 1996; **312**: 227–31.
- Konno S, et al. Classification, diagnosis and treatment of vascular dementia. *Drugs Aging* 1997; **11**: 361–73.
- Sachdev PS, et al. Vascular dementia: diagnosis, management and possible prevention. *Med J Aust* 1999; **170**: 81–5.
- Farlow MR. Use of antidementia agents in vascular dementia: beyond Alzheimer disease. *Mayo Clin Proc* 2006; **81**: 1350–8.
- McKeith IG. Dementia with Lewy bodies. *Br J Psychiatry* 2002; **180**: 144–7.
- Swanberg MM, Cummings JL. Benefit-risk considerations in the treatment of dementia with Lewy bodies. *Drug Safety* 2002; **25**: 511–23.
- McKeith IG, et al. Diagnosis and management of dementia with Lewy bodies: third report of the DLB Consortium. *Neurology* 2005; **65**: 1863–72.

Aniracetam (USAN, rINN) ⊗

Aniracétam; Aniracetamum; Ro-13-5057. 1-(4-Methoxybenzoyl)-2-pyrrolidinone.

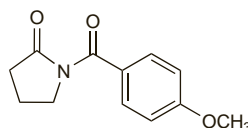
Анирацетам

$C_{12}H_{13}NO_3$ = 219.2.

CAS — 72432-10-1.

ATC — N06BX11.

ATC Vet — QN06BX11.



Profile

Aniracetam is a nootropic drug that has been tried in senile dementia (p.362). It is given orally in usual doses of 1.5 g daily.

References

- Lee CR, Benfield P. Aniracetam: an overview of its pharmacodynamic and pharmacokinetic properties, and a review of its therapeutic potential in senile cognitive disorders. *Drugs Aging* 1994; **4**: 257–73.
- Nakamura K. Aniracetam: its novel therapeutic potential in cerebral dysfunctional disorders based on recent pharmacological discoveries. *CNS Drug Rev* 2002; **8**: 70–89.

Preparations

Proprietary Preparations (details are given in Part 3)

Arg.: Aniran; Conectol†; Pergamid; **Gr.**: Memodrin; Referan; **Ital.**: Ampamet; Draganon†.

Bifemelane (rINN)

Bifémélane; Bifemelano; Bifemelanium; MCI-2016 (bifemelane hydrochloride). N-Methyl-4-[(α-phenyl-α-tolyl)oxy]butylamine.

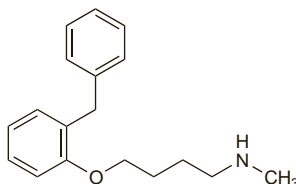
Бифемелан

$C_{18}H_{23}NO$ = 269.4.

CAS — 90293-01-9 (bifemelane); 62232-46-6 (bifemelane hydrochloride).

ATC — N06AX08.

ATC Vet — QN06AX08.



Profile

Bifemelane is a nootropic that has been given orally in a usual dose of 150 mg of the hydrochloride daily in divided doses for the treatment of cerebrovascular disorders including some forms of dementia (p.362).

Preparations

Proprietary Preparations (details are given in Part 3)

Arg.: Amelanol†; Cordinal; Neurocine; Neuroleat†.

Choline Alfoscerate (rINN)

Alfoscerato de colina; Choline, Alfoscérat de; Choline Alphoscerate; Choline Glycerophosphate; Cholini Alfosceras; L-α-Glycerolphosphorylcholine. Choline hydroxide, (R)-2,3-dihydroxypropyl hydrogen phosphate, inner salt.

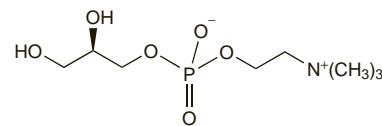
Холина Альфосцерат

$C_8H_{20}NO_6P$ = 257.2.

CAS — 28319-77-9.

ATC — N07AX02.

ATC Vet — QN07AX02.



Profile

Choline alfoscerate is a precursor of acetylcholine and has been tried in the treatment of Alzheimer's disease and other dementias (below). The usual oral dose is 0.8 to 1.2 g daily in divided doses; doses of 1 g daily have been given by intramuscular or slow intravenous injection.

Dementia. Treatment with precursors of acetylcholine is not generally thought to be of benefit in dementia (p.362). However, in an analysis¹ of 8 controlled clinical studies the use of choline alfoscerate in patients with dementia of the Alzheimer's type, vascular dementia, or acute cerebrovascular disease was claimed to be of some benefit. Results of a further 3 uncontrolled studies in the same review suggested that it might favour functional recovery in patients with cerebral stroke.

1. Parnetti L, et al. Choline alfoscerate in cognitive decline and in acute cerebrovascular disease: an analysis of published clinical data. *Mech Ageing Dev* 2001; **122**: 2041–55.

Preparations

Proprietary Preparations (details are given in Part 3)

Arg.: Gliatlin†; **Cz.**: Gliatlin†; **Gr.**: Gliatlin; **Ital.**: Brezal; Delect; Gliatlin; **Pol.**: Gliatlin; **Rus.**: Cerepro (Lepenpo); Gliatlin (Глиатинин).

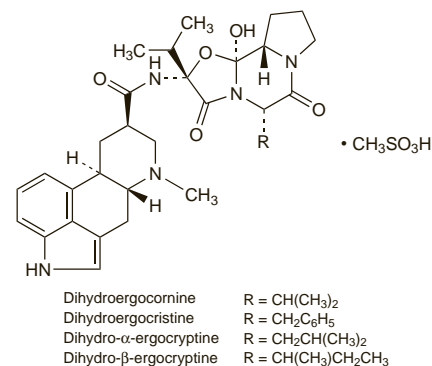
Codergocrine Mesilate (BAN)

Codergocrina, mesilato de; Co-dergocrine Mesilate; Codergocrine, mésilate de; Co-dergocrine Mesylate; Co-dergocrine Methanesulphonate; Codergocrini mesilas; Dihydroergotoxine Mesylate; Dihydroergotoxine Methanesulphonate; Dihydroergot Ergot Alkaloids; Ergoloid Mesylates (USAN); Hydrogenated Ergot Alkaloids; Kodergokrinimesilaatti; Ko-dergokrin Mesilat; Kodergokrinmesilat; Kodergokrin-mesylát; Kodergokrinome silatas.

CAS — 11032-41-0 (codergocrine); 8067-24-1 (codergocrine mesilate).

ATC — C04AE01.

ATC Vet — QC04AE01.



Pharmacopoeias. In *Eur.* (see p.vii), *Jpn.* and *US*.

Ph. Eur. 6.2 (Codergocrine Mesilate). A mixture of dihydroergocornine mesilate ($C_{31}H_{41}N_5O_5S$, CH_3O_3S = 659.8), dihydroergocristine mesilate, α-dihydroergocryptine mesilate, and β-dihydroergocryptine mesilate (epicriptine mesilate). It contains 30 to 35% of dihydroergocornine, 30 to 35% of dihydroergocristine, 20 to 25% of α-dihydroergocryptine, and 10 to 13% of β-dihydroergocryptine. A white or yellowish powder. Sparingly soluble in water; sparingly soluble to soluble in alcohol; slightly soluble in dichloromethane. A 0.5% solution in water has a pH of 4.2 to 5.2. Protect from light.

USP 31 (Ergoloid Mesylates). A mixture of the methanesulphonate salts of the three hydrogenated alkaloids, dihydroergocristine, dihydroergocornine, and dihydroergocryptine, in an approximate weight ratio of 1:1:1. Dihydroergocryptine mesilate

The symbol ⊗ denotes a substance whose use may be restricted in certain sports (see p.vii)