

Antazoline (BAN, rINN)

Antazolinol; Antazolin; Antazolina; Antazolinum. *N*-Benzyl-*N*-(2-imidazolin-2-ylmethyl)aniline.

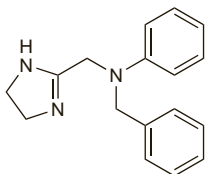
Антазолин

$C_{17}H_{19}N_3 = 265.4$.

CAS — 91-75-8.

ATC — R01AC04; R06AX05.

ATC Vet — QR01AC04; QR06AX05.

**Antazoline Hydrochloride** (BANM, rINNM)

Antazoliniihydrokloridi; Antazolin hydrochlorid; Antazoline, chlorhydrate d'; Antazolin-hidroklorid; Antazolinhydroklorid; Antazolini Hydrochloricum; Antazolini hydrochloridum; Antazolinium Chloride; Antazolino hidrochloridas; Antazolin chlorowodorek; Hidrochloruro de antazolina; Imidamine Hydrochloride; Phenazolinum.

Антазолина Гидрохлорид

$C_{17}H_{19}N_3 \cdot HCl = 301.8$.

CAS — 2508-72-7.

ATC — R01AC04; R06AX05.

ATC Vet — QR01AC04; QR06AX05.

Pharmacopoeias. In *Chin.* and *Eur.* (see p.vii).

Ph. Eur. 6.2 (Antazoline Hydrochloride). A white or almost white crystalline powder. Sparingly soluble in water; soluble in alcohol; slightly soluble in dichloromethane.

Antazoline Mesilate (BANM, rINNM)

Antazoline, Mésilate d'; Antazoline Mesylate; Antazoline Methanesulphonate; Antazolini Mesilas; Antazolin mezylan; Imidamine Mesylate; Mesilato de antazolina.

Антазолина Мезилят

$C_{17}H_{19}N_3 \cdot CH_3SO_3H = 361.5$.

CAS — 3131-32-6.

ATC — R01AC04; R06AX05.

ATC Vet — QR01AC04; QR06AX05.

Pharmacopoeias. In *Pol.*

Antazoline Phosphate (BANM, rINNM)

Antazolin Fosfat; Antazoline, Phosphate d'; Antazolini Phosphas; Fosfato de antazolina; Imidamine Phosphate.

Антазолина Фосфат

$C_{17}H_{19}N_3 \cdot H_3PO_4 = 363.3$.

CAS — 154-68-7.

ATC — R01AC04; R06AX05.

ATC Vet — QR01AC04; QR06AX05.

Pharmacopoeias. In *US.*

USP 31 (Antazoline Phosphate). A white to off-white crystalline powder. Soluble in water; practically insoluble in ether and in benzene; sparingly soluble in methyl alcohol. pH of a 2% solution in water is between 4.0 and 5.0. Store in airtight containers.

Antazoline Sulfate (rINNM)

Antazoline, Sulfate d'; Antazoline Sulphate (BANM); Antazolini Sulfas; Imidamine Sulphate; Sulfato de antazolina.

Антазолина Сульфат

$(C_{17}H_{19}N_3)_2 \cdot H_2SO_4 \cdot 2H_2O = 664.8$.

CAS — 24359-81-7 (anhydrous antazoline sulfate).

ATC — R01AC04; R06AX05.

ATC Vet — QR01AC04; QR06AX05.

NOTE. The above molecular formula is that provided in the *It. P.* Other sources give a molecular formula of $C_{17}H_{19}N_3 \cdot H_2SO_4$.

Pharmacopoeias. In *It.*

Adverse Effects and Precautions

As for the antihistamines in general, p.561.

Hypersensitivity. Reports of acute interstitial pneumonitis (with fever, rash, and dyspnoea)⁴ and of immune thrombocytopenic purpura² were attributed to hypersensitivity reactions after the oral use of antazoline.

1. Pahissa A, *et al.* Antazoline-induced allergic pneumonitis. *BMJ* 1979; **2**: 1328.

2. Nielsen JL, *et al.* Immune thrombocytopenia due to antazoline (Antistina). *Allergy* 1981; **36**: 517-19.

Uses and Administration

Antazoline, an ethylenediamine derivative, is an antihistamine used topically for the treatment of allergic conjunctivitis (p.564).

The symbol † denotes a preparation no longer actively marketed

It is used as the hydrochloride, phosphate, or sulfate in eye drops, most commonly in a concentration of 0.5%; the mesilate has also been used. Antazoline salts are often used with a vasoconstrictor such as naphazoline hydrochloride or nitrate or xylometazoline hydrochloride.

The hydrochloride and sulfate salts of antazoline have been used topically for the treatment of minor skin irritations, but as with other antihistamines there is a risk of sensitisation. The hydrochloride has also been given by mouth.

Preparations

Proprietary Preparations (details are given in Part 3)

Multi-ingredient: **Austral:** Albalon-A; Antistine-Privine; In A Wink Allergy†; **Austria:** Histophtal; **Belg:** Zincfin Anthistaminicum†; **Canad:** Albalon-A; Vasocon-A†; **Chile:** Albasol A†; Bacitopic Compuesto; Nasomim; Oftalino; Red Off Plus; Rinobanedi; **Spersallerg:** **Cz:** Sanonin-Analergin; **Spersallerg:** **Denm:** Ansal; Antistina-Privin; Sesal; **Fin:** Antistin-Privin†; **Ger:** Allergopos N; Antistin-Privin; **Spersallerg:** **Gr:** **Spersallerg:** **Hong Kong:** **Spersallerg:** **Hung:** **Spersallerg:** **Indon:** Indofrin-A; **Ir:** Otrivine-Antist; **RBC:** **Israel:** Antistin-Privin†; **Ital:** Antistin-Privina; **Malaysia:** Alergoftal; **Napha A:** **Spersallerg:** **Mex:** Midazol Ofteno; Oftalino†; **Zincfin-A:** **Norw:** **Spersallerg:** **NZ:** Albalon-A†; **Otrivine-Antist;** **Philipp:** **Spersallerg:** **Pol:** Dermophenazoli; Oftophenazoli; Rhinophenazoli; **Spersallerg:** **Port:** Alergitalmina; **Rus:** Sanonin-Analergin (Санонин-аналергин); **Spersallerg** (Сперсавлер); **S.Afr:** Albalon-A†; Antistin-Privin; Covosan; Gemini; Oculer; Safyr Bleu Antihistamine†; **Spersallerg:** **Zincfin-A:** **Singapore:** Antistin-Privin; **Spersallerg:** **Spain:** Alergoftal; **Swed:** Antasten-Privin; **Switz:** Antistin-Privin; **Spersallerg:** **Thai:** Antazallerg; **Histaoph:** Opa-Hist†; **Opisil-A:** **Spersallerg:** **Turk:** Alergoftal; **Sulfarhin:** **UK:** Otrivine-Antist; **USA:** Antazoline-V; Vasocon-A.

Astemizole (BAN, USAN, rINN)

Astemitsoli; Astemizol; Astemizolas; Astémizole; Astemizolum; Asztemizol; MJD-30. 1-(4-Fluorobenzyl)-2-[[1-(4-methoxyphenyl)-4-piperidyl]amino]benzimidazole.

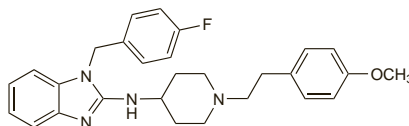
АСТЕМИЗОЛ

$C_{28}H_{31}FN_4O = 458.6$.

CAS — 68844-77-9.

ATC — R06AX11.

ATC Vet — QR06AX11.



NOTE. The code R-43512 has been used to describe both astemizole and its metabolite tecaastemizole (norastemizole).

Pharmacopoeias. In *Eur.* (see p.vii) and *US.*

Ph. Eur. 6.2 (Astemizole). A white or almost white powder. Practically insoluble in water; soluble in alcohol; freely soluble in dichloromethane and in methyl alcohol. Protect from light.

USP 31 (Astemizole). Store in airtight containers.

Adverse Effects and Precautions

As for the non-sedating antihistamines in general, p.561. Increased appetite and weight gain have been reported with astemizole.

Ventricular arrhythmias, including torsade de pointes, have occurred rarely with astemizole, particularly in association with raised blood concentrations (see Arrhythmias below) and as a result the drug has been withdrawn from the market in most countries. To reduce the risk of developing such arrhythmias recommendations were that licensed doses should not be exceeded, and that it should be avoided in patients with cardiac or significant hepatic disease, with hypokalaemia or other electrolyte imbalance, or with known or suspected prolonged QT interval. Use with drugs liable to interfere with the hepatic metabolism of astemizole, other potentially arrhythmogenic drugs including those that prolong the QT interval, and drugs likely to cause electrolyte imbalance, is **contra-indicated** (see Interactions below).

Arrhythmias. Although severe life-threatening cardiovascular effects including torsade de pointes and other ventricular arrhythmias were initially reported mainly after substantial overdoses of astemizole, such reactions have also occurred rarely with doses as low as 20 to 30 mg daily and even as low as 10 mg daily in those with possible predisposing factors. There has been a report¹ of astemizole-induced torsade de pointes in a 15-year-old girl who claimed to have taken 10 mg daily for 10 weeks but pharmacokinetic data were more consistent with acute ingestion of higher doses. There have also been several reports of cardiotoxicity after accidental overdosage with astemizole in children.²⁻⁴

Although the drug is now withdrawn in the UK, recommendations were made by the UK CSM to reduce the risk of developing serious arrhythmias⁵⁻⁷ (see Adverse Effects above for details). It was considered that astemizole should be stopped immediately in patients who experience syncope, and appropriate clinical

evaluation including ECG monitoring instituted, because syncope has preceded or accompanied severe arrhythmias in some cases. Convulsions in patients taking astemizole may also be related to cardiovascular effects.⁸

Studies have suggested that astemizole induces ventricular arrhythmias by inhibiting cardiac potassium channels which results in prolongation of the QT interval, a risk factor for developing arrhythmias.⁹ For further discussion, see p.562.

1. Simons FER, *et al.* Astemizole-induced torsade de pointes. *Lancet* 1988; **ii**: 624.
2. Hoppu K, *et al.* Accidental astemizole overdose in young children. *Lancet* 1991; **338**: 538-40.
3. Tobin JR, *et al.* Astemizole-induced cardiac conduction disturbances in a child. *JAMA* 1991; **266**: 2737-40.
4. Wiley JF, *et al.* Cardiotoxic effects of astemizole overdose in children. *J Pediatr* 1992; **120**: 799-802.
5. CSM. Ventricular arrhythmias due to terfenadine and astemizole. *Current Problems* 35 1992. Also available at: http://www.mhra.gov.uk/home/idcplg?IdcService=GET_FILE&dDocName=CON2024453&RevisionSelectionMethod=LatestReleased (accessed 14/07/08)
6. CSM/MCA. Drug-induced prolongation of the QT interval. *Current Problems* 1996; **22**: 2. Also available at: http://www.mhra.gov.uk/home/idcplg?IdcService=GET_FILE&dDocName=CON2024453&RevisionSelectionMethod=LatestReleased (accessed 14/07/08)
7. CSM/MCA. Astemizole (Hismanal): only available on prescription. *Current Problems* 1999; **25**: 2. Also available at: http://www.mhra.gov.uk/home/idcplg?IdcService=GET_FILE&dDocName=CON2023233&RevisionSelectionMethod=LatestReleased (accessed 19/05/06)
8. Clark A, Love H. Astemizole-induced ventricular arrhythmias: an unexpected cause of convulsions. *Int J Cardiol* 1991; **33**: 165-7.
9. Rankin AC. Non-sedating antihistamines and cardiac arrhythmia. *Lancet* 1997; **350**: 1115-16.

Overdosage. Severe cardiac events have been associated with astemizole overdosage (see Arrhythmias, above); management is mainly supportive. The absorption of astemizole from the gastrointestinal tract can be prevented by giving activated charcoal¹ but because astemizole is rapidly absorbed it would need to be given as soon as possible after poisoning. Haemodialysis does not appear to increase the clearance of astemizole.

1. Laine K, *et al.* The effect of activated charcoal on the absorption and elimination of astemizole. *Hum Exp Toxicol* 1994; **13**: 502-5.

Porphyria. Astemizole is considered to be unsafe in patients with porphyria because it has been shown to be porphyrinogenic in *in-vitro* systems.

Sedation. For discussion of the sedative effects of antihistamines see p.562.

Interactions

As for the non-sedating antihistamines in general, p.563.

Astemizole should not be given with drugs that inhibit its hepatic metabolism because of the increased risk of serious ventricular arrhythmias. These drugs include the imidazole and triazole antifungals such as ketoconazole and itraconazole, and the macrolide antibacterials clarithromycin, erythromycin, troleanomycin, and possibly other macrolides. Others, similarly to terfenadine (p.591), may include serotonin reuptake inhibitors, HIV-protease inhibitors, NNRTIs, and zileuton. The metabolism of astemizole may also be inhibited by grapefruit juice and use together should be avoided.

Use with other potentially arrhythmogenic drugs (including those that prolong the QT interval) such as antiarrhythmics, tricyclic antidepressants, the antimalarials halofantrine and quinine, antipsychotics, cisapride, and the beta blocker sotalol should be avoided, as should diuretics that cause electrolyte imbalances such as hypokalaemia. The use of terfenadine and astemizole together is not recommended.

Pharmacokinetics

Absorption of astemizole from the gastrointestinal tract is rapid and is reduced by food. First-pass metabolism is extensive, therefore plasma concentrations of unchanged drug are very low. The plasma concentration of astemizole plus metabolites takes about 4 to 8 weeks to reach steady state. The metabolism of astemizole is mediated through the cytochrome P450 enzyme system by the isoenzymes CYP3A4, CYP2D6, and CYP2A6. The elimination half-life of astemizole and its metabolites at steady state is about 19 days. Unchanged astemizole is highly bound to plasma proteins and does not appear to cross the blood-brain barrier to a significant extent. Desmethylastemizole, the major metabolite of astemizole, has histamine H₁-receptor-blocking activity; tecaastemizole (norastemizole) is another active metabolite. The metabolites of astemizole are excreted slowly in the urine and faeces, and undergo enterohepatic recycling. Virtually none of an oral dose is excreted as unchanged drug.

Uses and Administration

Astemizole, a piperidine derivative, is a non-sedating antihistamine with a very long duration of action. It does not have significant sedative or antimuscarinic actions. Astemizole has been used for the symptomatic relief of allergic conditions including rhinitis (p.565) and conjunctivitis (p.564), and skin disorders such as urticaria (p.565). Preparations of astemizole have now

been withdrawn from the market in most countries because of the risk of adverse effects.

Astemizole has been given in an oral dose of 10 mg once daily, or 5 mg daily in children aged 6 to 12 years. These doses must not be exceeded because of the risk of cardiac arrhythmias with higher doses.

The active metabolite of astemizole, tecastemizole (norastemizole) has been investigated for the treatment of allergic rhinitis.

Preparations

USP 31: Astemizole Tablets.

Proprietary Preparations (details are given in Part 3)

Arg.: Alermizol†; Astezol†; Cezane†; Mudantil†; **Cz.:** Hismanal†; **Gr.:** Mibron†; Tulipe-R†; Tyrenol†; Waruzol†; **India:** Astizole; Stemiz†; **Mex.:** Adistan†; Alerfur; Alerken; Alermi; Alestem; Anerzol; Antagon 1; Astemina; Astesen; Aztemin; Aztil; Aztrolen; Biostan; Dexodin; Emdar; Emizol; Farnidol S; Fustermizol; Ginomizol†; Histalino; Histaser; Novastem; Practizol; Ulicoid-Zol†; Urtigen; **Port.:** Perifer H1†; **Spain:** Alermizol†; Esmacen†; Hubermizol†; Narvizol†; Rifedot†; Simprox†; Urdirim†; **Venez.:** Asemin†; Corexan†; Histalong†; Prevan†.

Multi-ingredient: **Arg.:** Bio Cabal†; Bronco Biotaer†; Dallamizol-D†; Gentibron†; Muco Cortos†; Predual Descongestivo†; Wilpan C†.

Azatadine Maleate (BANM, USAN, rINN)

Atsatadinimaleaatti; Azatadine, Maléate d'; Azatadini Maleas; Azatadinmaleat; Maleato de azatadina; Sch-10649. 6,11-Dihydro-1-[(1-methyl-4-piperidylidene)-5H-benzo[5,6]cyclohepta[1,2-b]pyridine dimaleate.

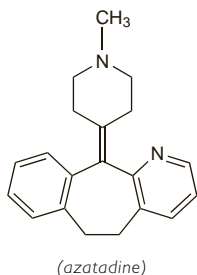
Азатадина Малат

$C_{20}H_{22}N_2 \cdot 2C_4H_4O_4 = 522.5$.

CAS — 3964-81-6 (azatadine); 3978-86-7 (azatadine maleate).

ATC — R06AX09.

ATC Vet — QR06AX09.



Pharmacopoeias. In *US*.

USP 31 (Azatadine Maleate). A white to light cream-coloured, odourless powder. Freely soluble in water, in alcohol, in chloroform, and in methyl alcohol; practically insoluble in ether and in benzene.

Adverse Effects and Precautions

As for the sedating antihistamines in general, p.561.

Extrapyramidal effects. An acute dystonic reaction was reported in a patient who had taken azatadine maleate 20 to 30 mg orally over a 24-hour period.¹ The condition was reversed by intravenous injection of benztropine 2 mg.

1. Joske DJL. Dystonic reaction to azatadine. *Med J Aust* 1984; **141**: 449.

Interactions

As for the sedating antihistamines in general, p.563.

Pharmacokinetics

Azatadine maleate is readily absorbed from the gastrointestinal tract and is partly metabolised. Peak plasma concentrations are achieved in about 4 hours. The elimination half-life has been reported to be 9 to 12 hours. Excretion of unchanged drug and metabolites is via the urine.

Uses and Administration

Azatadine maleate is a piperidine derivative closely related to cyproheptadine. It is a sedating antihistamine with a long duration of action; it also has antimuscarinic and antiserotonin properties.

Azatadine maleate is used for the symptomatic relief of allergic conditions including rhinitis (p.565) and urticaria (p.565); it is also used for other pruritic skin disorders as well as reactions to insect bites and stings. It is given in usual oral doses of 1 mg twice daily; if necessary 2 mg twice daily may be given. Children aged 6 to 12 years may be given 0.5 to 1 mg twice daily.

It is also used with a decongestant such as pseudoephedrine sulfate.

Preparations

USP 31: Azatadine Maleate Tablets.

Proprietary Preparations (details are given in Part 3)

Austral.: Zadine; **Canad.:** Optimine; **Hong Kong:** Zadine†; **Malaysia:** Zadine†; **Mex.:** Idulamin†; **NZ:** Zadine†; **Singapore:** Zadine†; **Spain:** Lergoci.

Multi-ingredient: **Braz.:** Cedrin; **Canad.:** Trinalin; **Mex.:** Trinalin†; **Spain:** Atramin; Idulanex; **USA:** Rynatan†; Trinalin†.

Azelastine Hydrochloride

(BANM, USAN, rINN)

A-5610 (azelastine or azelastine hydrochloride); Atselastinihidroklorid; Azelastin Hidroklorür; Azelastine, chlorhydrate d'; Azelastin-hydrochlorid; Azelastinhydrochlorid; Azelastini hydrochloridum; Azelastino hidrochloridas; E-0659 (azelastine or azelastine hydrochloride); Hidrocloruro de azelastina; W-2979M (azelastine or azelastine hydrochloride). 4-(p-Chlorobenzyl)-2-(hexahydro-1-methyl-1H-azepin-4-yl)-1(2H)-phthalazinone monohydrochloride.

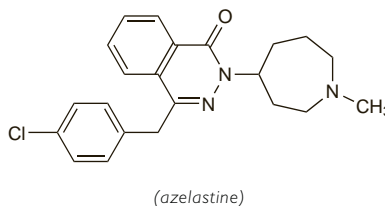
Азеластина Гидрохлорид

$C_{22}H_{24}ClN_3O \cdot HCl = 418.4$.

CAS — 58581-89-8 (azelastine); 79307-93-0 (azelastine hydrochloride).

ATC — R01AC03; R06AX19; S01GX07.

ATC Vet — QR01AC03; QR06AX19; QS01GX07.



Pharmacopoeias. In *Eur*: (see p.vii).

Ph. Eur. 6.2 (Azelastine Hydrochloride). A white or almost white, crystalline powder. Sparingly soluble in water; soluble in dehydrated alcohol and in dichloromethane.

Adverse Effects and Precautions

As for the antihistamines in general, p.561.

When given intranasally, irritation of the nasal mucosa and taste disturbances have been reported; somnolence, headache, and dry mouth have also been noted in some patients. Taste disturbance can occur after use in the eye.

Pharmacokinetics

About 40% of an intranasal dose of azelastine reaches the systemic circulation. Elimination is via hepatic metabolism with excretion mainly in the faeces.

◇ Azelastine is rapidly and almost completely absorbed when given orally, peak plasma concentrations being achieved in 4 to 5 hours. Azelastine undergoes hepatic metabolism; the major metabolite, demethylazelastine, has antihistamine activity. The elimination half-life of azelastine is about 25 hours, increasing to 35.5 hours after multiple oral doses, possibly as a result of accumulation of the demethyl metabolite. Azelastine and its metabolites are excreted predominantly in the faeces and also in urine.

Uses and Administration

Azelastine hydrochloride is an antihistamine that, in addition to its histamine H₁-receptor-blocking activity, appears to inhibit the release of inflammatory mediators from mast cells. It is used topically in the symptomatic relief of allergic conditions including rhinitis (p.565) and conjunctivitis (p.564). It is also used in the treatment of non-allergic rhinitis.

In the treatment of allergic rhinitis in adults and children aged 5 years and over, the usual dose in the UK is 140 micrograms by nasal spray into each nostril twice daily. In the USA, however, 2 sprays of a similar preparation (supplying 137 micrograms per spray) may be given into each nostril twice daily; children aged 5 years and over may be given 1 spray into each nostril twice daily. In the USA, azelastine is also used in the

treatment of non-allergic rhinitis in adults and children aged 12 years and over. The dose is 2 sprays into each nostril twice daily. In the treatment of conjunctivitis, azelastine is licensed in the UK for the treatment of seasonal allergic conjunctivitis in adults and children aged 4 years and over and for the treatment of perennial allergic conjunctivitis in adults and children aged 12 years and over. In the USA, it is licensed for the treatment of allergic conjunctivitis in adults and children aged 3 years and over. Regardless of the age and indication, a 0.05% solution is instilled into each eye twice daily; this may be increased to four times daily in severe conditions.

Azelastine hydrochloride has also been given by mouth.

References

1. Wober W, *et al.* Efficacy and tolerability of azelastine nasal spray in the treatment of allergic rhinitis: large scale experience in community practice. *Curr Med Res Opin* 1997; **13**: 617–26.
2. McNeely W, Wiseman LR. Intranasal azelastine: a review of its efficacy in the management of allergic rhinitis. *Drugs* 1998; **56**: 91–114.
3. Lenhard G, *et al.* Double-blind, randomised, placebo-controlled study of two concentrations of azelastine eye drops in seasonal allergic conjunctivitis or rhinoconjunctivitis. *Curr Med Res Opin* 1997; **14**: 21–8.
4. Sabbah A, Marzetto M. Azelastine eye drops in the treatment of seasonal allergic conjunctivitis or rhinoconjunctivitis in young children. *Curr Med Res Opin* 1998; **14**: 161–70.
5. Duarte C, *et al.* Treatment of severe seasonal rhinoconjunctivitis by a combination of azelastine nasal spray and eye drops: a double-blind, double-placebo study. *J Investig Allergol Clin Immunol* 2001; **11**: 34–40.
6. Canonica GW, *et al.* Topical azelastine in perennial allergic conjunctivitis. *Curr Med Res Opin* 2003; **19**: 321–9.
7. Lee TA, Pickard AS. Meta-analysis of azelastine nasal spray for the treatment of allergic rhinitis. *Pharmacotherapy* 2007; **27**: 852–9.

Preparations

Proprietary Preparations (details are given in Part 3)

Arg.: Alager; Allergodil; Brixia; Xanaes; **Austral.:** Azepe; **Austria:** Allergodil; Allergospray; Lasticom; Oculastin; **Belg.:** Allergodil; Otrivine Anti-Allergie; **Braz.:** Azelast†; Rino-Azetin†; Rino-Lastin; **Chile:** Allergodil†; Az Ofeno; Brixia; **Cz.:** Allergodil; **Denm.:** Allergodil; **Fin.:** Lastin; **Fr.:** Alerdual; Allergodil; Prohinite; **Ger.:** Allergodil; Loxin; Vividrin akut Azelastin; **Gr.:** Afluon; **Hong Kong:** Azepe; **Hung.:** Allergodil; **India:** Azepe; **Irl.:** Rhinolast; **Israel:** Optilast; Rhinolast; **Ital.:** Allergodil; Lasticom; **Malaysia:** Azepe†; **Mex.:** Astelin; AZ Ofeno; **Neth.:** Allergodil; Oculastin; Otrivin neusalergie azelastine; **Norw.:** Azelvin; Lastin; **NZ:** Ezepe; **Philipp.:** Azelone; Azepe; **Pol.:** Allergodil; **Port.:** Allergodil; Azepe; Oculastin; **Rus.:** Allergodil (Аллергодил); **S.Afr.:** Rhinolast; **Singapore:** Azepe†; **Spain:** Afluon; Corifina; **Swed.:** Azelvin; Lastin; **Switz.:** Allergodil; Oculastin; Otrivin rhume des foies; **Thai.:** Azepe†; **Turk.:** Allergodil; **UK:** Aller-Eze; Optilast; Rhinolast; **USA:** Astelin; Optivar; **Venez.:** Allergodil; Allergodil; AZ; Brixia.

Multi-ingredient: **India:** Duonase.

Bamipine (BAN, rINN)

Bamipini; Bamipin; Bamipina; Bamipinum. N-Benzyl-N-[(1-methyl-4-piperidyl)aniline].

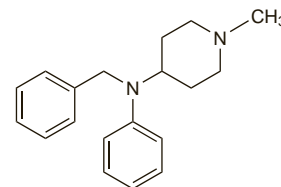
Бамипин

$C_{19}H_{24}N_2 = 280.4$.

CAS — 4945-47-5.

ATC — D04AA15; R06AX01.

ATC Vet — QD04AA15; QR06AX01.



Profile

Bamipine is a sedating antihistamine (p.561) with pronounced sedative effects.

Bamipine and its salts are used mainly for the symptomatic relief of allergic conditions such as urticaria (p.565) and in pruritic skin disorders. Bamipine hydrochloride has been given by mouth. Bamipine, bamipine lactate, and bamipine salicylate have all been applied topically.

Preparations

Proprietary Preparations (details are given in Part 3)

Austria: Soventol; **Ger.:** Soventol; **Gr.:** Soventol†; **Neth.:** Soventol; **Pol.:** Soventol.

Multi-ingredient: **India:** Multifugin H†; Multifugin†; Soventol†.